




How to Cancel Norton Subscription?

 1-802-557-0358 How to Manage, Stop, or Cancel Your Norton Subscription


Complete Customer Support & Billing Assistance Guide

 1-802-557-0358


1. Introduction

 1-802-557-0358


Managing your Norton subscription correctly is essential to avoid unwanted renewal charges, maintain control over your billing preferences, and ensure your cybersecurity protection aligns with your needs. Many users mistakenly believe that uninstalling Norton automatically cancels the subscription; however, billing continues unless changes are made through the official Norton account system.

 1-802-557-0358


This detailed, PDF-style guide explains how to stop, pause, update, renew, or cancel your Norton subscription safely and efficiently. For guided support at any stage, contact:

 1-802-557-0358


2. Overview of Norton Subscription Plans

 1-802-557-0358


Norton offers subscription-based security plans designed to protect users from malware, ransomware, phishing attacks, and other online threats. Depending on the plan, features may include:

 1-802-557-0358


- Real-time threat protection
- Web and email security
- Identity protection and privacy tools
- Multi-device coverage

 1-802-557-0358


Subscriptions are typically billed monthly or annually and are linked to an Norton account created with a registered email address and stored payment method. Understanding your plan structure helps ensure smooth subscription management. For plan clarification, contact:

 1-802-557-0358

3. How Norton Auto-Renewal and Billing Works


 1-802-557-0358

Norton subscriptions generally have auto-renewal enabled by default. This ensures continuous protection but may lead to unexpected charges if not monitored carefully.


 1-802-557-0358

When auto-renewal is active:


- Your saved payment method is charged automatically
- Billing occurs at the end of each cycle
- Protection continues without interruption

 1-802-557-0358


Disabling auto-renewal allows your plan to expire naturally while keeping protection active until the end of the paid term. To confirm billing dates or renewal status, contact:

 1-802-557-0358


4. Information to Prepare Before Making Changes

 1-802-557-0358


Before stopping, pausing, or updating your Norton subscription, gather the following information:

 1-802-557-0358


1. Registered Norton account email
2. Active subscription or plan name
3. Renewal or expiration date
4. Payment method used
5. Order ID or receipt number (if available)

 1-802-557-0358


Having this information ready helps prevent delays and billing errors. For assistance, contact:

 1-802-557-0358


5. Managing Your Norton Subscription via Account Dashboard

 1-802-557-0358


The Norton account dashboard is the primary place for managing all subscription settings.

 1-802-557-0358


1. Sign in to your Norton account
2. Navigate to Subscriptions or Billing Settings
3. Locate your active plan
4. Choose options to cancel, disable auto-renewal, or update plan details
5. Confirm your selection

 1-802-557-0358


Always save confirmation emails or screenshots for future reference. If confirmation is missing, contact:

 1-802-557-0358


6. How to Pause Norton Billing Without Immediate Cancellation

 1-802-557-0358


Norton may not always offer a formal “pause” option. However, users can effectively pause billing by turning off auto-renewal. This prevents future charges while allowing protection to remain active until the subscription expires.

 1-802-557-0358

This option is ideal for users who want temporary service without fully canceling. For pause-related assistance, contact:

 1-802-557-0358


7. Updating or Modifying Your Norton Subscription

 1-802-557-0358


Norton allows users to:

- Upgrade or downgrade subscription plans


- Add or remove protected devices
- Change coverage levels

 1-802-557-0358


Before confirming any updates, review pricing changes, new billing dates, and included features. For plan modification assistance, contact:

 1-802-557-0358


8. Norton Subscriptions Purchased Through App Stores

 1-802-557-0358


If your Norton subscription was purchased through an app store, changes must be managed directly through that platform.

 1-802-557-0358


- Apple users: Manage subscriptions via Apple ID settings
- Android users: Manage subscriptions through Google Play

 1-802-557-0358

App-store billing rules may differ from direct Norton billing policies. For guidance, contact:

 1-802-557-0358


9. Refund Policy and Eligibility

 1-802-557-0358


Refund eligibility depends on:

- Purchase date


- Billing cycle
- Payment method used

 1-802-557-0358


Annual plans may qualify under specific refund conditions, while monthly plans may have limited eligibility. Refund timelines vary by payment provider. To check refund status, contact:

 1-802-557-0358


10. What Happens After Stopping or Updating the Plan

 1-802-557-0358


After you stop, pause, or update your Norton subscription:

 1-802-557-0358


- Auto-renewal is disabled
- Future charges should stop
- Protection remains active until the paid term ends

 1-802-557-0358

If billing continues unexpectedly, contact support immediately at:

 1-802-557-0358


11. Confirming Norton Subscription Changes

 1-802-557-0358


Always confirm subscription updates by:

- Checking confirmation emails


- Reviewing your Norton account status
- Monitoring bank or card statements

 1-802-557-0358

For confirmation assistance, contact:


 1-802-557-0358

12. Common Issues and Troubleshooting


 1-802-557-0358

Common issues users may experience include:


- Multiple Norton subscriptions
- Forgotten account login details
- Delayed confirmation emails

 1-802-557-0358


These issues can be resolved efficiently with guided assistance. Contact:

 1-802-557-0358


13. Best Practices to Avoid Future Billing Problems

 1-802-557-0358


1. Review subscriptions regularly
2. Disable auto-renewal well before renewal dates
3. Save billing confirmations securely
4. Protect account login credentials

 1-802-557-0358


14. Final Summary and Support Information

 1-802-557-0358

Managing your Norton subscription is straightforward when the correct steps are followed and confirmations are verified. Proper subscription control helps prevent unexpected charges while ensuring protection continues only when desired.

 1-802-557-0358

For reliable assistance with stopping, pausing, updating, or confirming your Norton subscription, contact:

 1-802-557-0358