



Singapore Airlines Name Change | Full Guide 2025–2026 ✨

Travel plans can be exciting—until you notice a ✨✔️📞 {📞++1-[858↔((280))↔2785]} spelling mistake on your airline ticket. Whether it's a missing letter, a typo, or a legally updated name due to marriage or divorce, ✨✔️📞 {📞++1-[858↔((280))↔2785]} Singapore Airlines provides several ways to correct passenger information. But understanding which changes are allowed, which require documentation, and what fees may apply can feel overwhelming. This comprehensive guide explains every detail about the ✨✔️📞 1-{855}-280-27.85 Singapore Airlines Name Change Policy, how to fix errors, when you need supporting documents, and the fastest way to get help by phone through Singapore Airlines customer service at +1-858 280-27.85. If you want a smooth, stress-free name correction process, this guide covers everything you need to know—step-by-step. 💡💡

1. Why Your Airline Ticket Name Must Be 100% Correct According to TSA and international aviation rules, your airline ticket must match your government-issued ID exactly. Even a small mismatch can cause: · Boarding issues ✨✔️📞 {📞++1-[858↔((280))↔2785]} · Security delays ✨✔️📞 {📞++1-[858↔((280))↔2785]} · Check-in denials ✨✔️📞 {📞++1-[858↔((280))↔2785]} · Rebooking fees ✨✔️📞 {📞++1-[858↔((280))↔2785]} This is why correcting your name as soon as you notice the error is essential.

Singapore Airlines allows passengers to fix errors, but each correction falls into one of two categories: 1. Minor name corrections (simple changes) ✨✔️📞 1-{855}-280 8331 2. Major name changes (legal, documented changes) ✨✔️📞 1-{855}-280-27.85 Let's break down each category. 💡💡 2. Types of Name Changes Singapore Airlines Allows ✨✔️📞 {📞++1-[858↔((280))↔2785]} A. Minor Name Corrections (Allowed Without Documentation)






These include small spelling fixes or adjustments such as: · Fixing one or two letters · Correcting first/last name typos · Fixing spacing errors · Adding/removing a middle name · Changing order of names · Fixing incomplete names These are usually processed quickly and often without extra fees, depending on your ticket type. To request a minor correction: 💡💡 Call Singapore Airlines Name Correction Line at +1-858-280-2785 B. Major Name Changes (Documentation Required)

These are changes due to legal updates, such as: · Marriage · Divorce · Adoption · Court-ordered name change · Gender transition documentation Singapore Airlines may require: · Marriage certificate · Divorce decree · Court order · Passport copy · Updated government ID Once verified, Singapore updates the reservation. 💡💡 3. Singapore Airlines Name Change Fees in 2025 ✨✔️📞 {📞++1-[858↔((280))↔2785]} Fees depend on your fare type, ticket source, and correction category. Typical Fees: · Minor spelling corrections: ✔️ Free – \$50 (depending on fare type) · Major legal name changes: ✔️ \$75 – \$200 · Changes involving reissue of ticket: ✔️ Fare differences may apply · Award ticket name changes: ✔️ Usually free with documentation To confirm the exact fee for your booking: 💡💡 Call Singapore Airlines Customer Service at +1-858-280-2785

💡💡 4. Singapore Airlines Name Correction Policy Rules ✔️ Name on ticket must match ID exactly ✔️ Only one passenger name per ticket is allowed ✔️ Tickets cannot be transferred to someone else ✔️ Some basic economy fares have restrictions ✔️ Travel agencies (Expedia, Orbitz, etc.) may require contacting them directly ✔️ Changes near travel date may require reissuance Singapore DOES NOT allow: · Changing the ticket to another person · Replacing the full name with someone else's · Switching passengers They DO allow: · Fixing spelling · Correcting order of names · Adding/removing middle names ·

Updating due to legal reasons   5. How to Change Your Name on a Singapore Airlines Ticket (Step-by-Step)  Step 1: Locate Your Booking Information You will need:

- Confirmation number
- Full name as shown on the ticket
- Flight itinerary
- MileagePlus number (optional)

 Step 2: Call Singapore Airlines Customer Service This is the fastest and most reliable way.   Singapore Name Change Helpdesk: ★   {++1-[858→((280))→2785]}   A representative will check your booking, identify the correction type, and guide you through the next steps.  Step 3: Submit Documents (If Required) For major name changes, Singapore may request:


- Marriage certificate
- Divorce decree
- New passport
- Updated ID
- Court order

These can be uploaded via the Singapore website or emailed.  Step 4: Pay Fees (If Applicable) Depending on your fare, fees may apply.  Step 5: Confirm Updated Itinerary You will receive:



- New ticket
- Updated email confirmation
- Corrected boarding pass

  6. How to Change Name Online Through Singapore.com Steps: 1. Visit Singapore.com 2. Go to My Trips 3. Enter your confirmation number 4. Select Modify/Correct Name 5. Upload documents (if needed) 6. Submit request Note: Some bookings cannot be changed online, including:


- Third-party bookings
- International itineraries
- Basic economy tickets
- Award tickets with complex routing

In these cases, phone support is required.   Call +1-858-280-2785   7. Name Change for International Flights International name correction rules are stricter. You must ensure your:
















- Passport
- Visa
- Travel documents match your ticket EXACTLY.





















In many cases, even a small mismatch requires ticket reissue. If you're flying internationally, call:   +1-858-280-2785 (Singapore International Support)   8. Name Change for MileagePlus Award Tickets Award tickets have more flexibility:  Minor spelling fixes: Free  Major legal updates: Documentation required If your award ticket was booked via Singapore, they can update it for you quickly. If booked with partner airlines (e.g., Lufthansa, ANA, Air Canada), processing may take longer.   9. Last-Minute Name Changes (Same-Day Flights) If your flight is today or tomorrow:

- Use the phone option immediately
- Go to the airport counter if needed
- Bring legal ID and documents

Same-day changes may require reissuing the ticket. Call quickly for fastest support:   +1-858-280-2785   10. Name Change for Children and Infants Singapore allows corrections for:

- Newborn last names
- Spelling errors
- Updated birth certificates

Proof may be required.   11. Tips to Avoid Name Problems in the Future  Always use your passport name  Double-check spelling before paying  Ensure middle names match (international flights)  Avoid nicknames  Upload ID when booking to avoid errors   12. Best Way to Contact Singapore Airlines for Name Changes Here are your contact options:   Singapore Airlines Name Correction Hotline   ★   {++1-[858→((280))→2785]}   (Fastest option)   Live Chat Available on the Singapore app   Email Support Through the MileagePlus account portal   At the Airport Counter ★   {++1-[858→((280))→2785]}   Helpful for same-day issues ★   {++1-[858→((280))→2785]}   ? 13. Frequently Asked Questions (FAQ) Q1: Can I transfer my Singapore ticket to another person?  No. Singapore does not allow passenger transfers. Q2: How much does Singapore charge for name changes?  Minor fixes: Free – \$50  Major changes: \$75 – \$200  Reissued tickets may require fare difference Q3: Can I change my name after check-in? Yes, but you must call support immediately. ★   {++1-[858→((280))→2785]}   Q4: My name on ticket doesn't match passport. What should I do? You must correct it before flying, especially for international trips. Q5: Can I change the entire name? Only if it's a legal name change with documentation. Q6: Can I add my middle name? Yes, if space allows. Q7: Do I need to cancel and rebook? Only in complicated itinerary cases or Basic Economy fares. Q8: How long does a name change take? · Minor fix: minutes · Major fix: 24–48 hours Q9: Can I change a name on a partner

airline ticket? Yes, but processing time may vary. Q10: Who do I call for fastest help?  
Singapore Name Change Desk: +1-858-280-2785   Conclusion: Correcting your name on
a    {++1-【858↔((280))↔2785】  Singapore Airlines ticket doesn't have to be
stressful. Whether you made a small spelling mistake or recently changed your legal name,
Singapore gives you multiple ways to make corrections quickly and smoothly. For the fastest
support, live agent access, and real-time correction assistance:   Call Singapore Airlines
Name Change Helpline:      {++1-【858↔((280))↔2785】  This ensures
your ticket matches your ID, keeps your travel stress-free, and avoids last-minute airport
complications.