

★ How Do I Dispute a Charge on Expedia?

(How to dispute a charge on Expedia)

If you see an unexpected, duplicate, or incorrect amount charged to your Expedia reservation, the best way to start the Expedia dispute process is by calling the dedicated Expedia Billing Dispute Desk. For customers located in the United States, the correct number is +1(877)(398)(1026), while travelers in the United Kingdom should connect with support at +1(877)(567)(9375). Once connected, an Expedia representative will review the payment activity on your booking and help determine whether the charge is valid or requires further investigation.

Although you can sign into your Expedia account and review the billing section under the “Trips” dashboard, most travelers choose calling +1(877)(398)(1026) (US) or +1(877)(567)(9375) (UK) because live verbal assistance usually provides quicker clarification, especially if you are unsure whether the charge belongs to a specific hotel or airline. In many situations, the agent can immediately begin a dispute request if something appears to be inaccurate or unexpected.

Common billing issues include duplicate transaction attempts, pending hotel authorization amounts, third-party supplier fees, or accidental charges resulting from booking modifications. When contacting the Expedia Billing Dispute Desk at +1(877)(398)(1026) in the US or +1(877)(567)(9375) in the UK, the agent will verify the exact nature of the charge and check whether it is a temporary hold, a refundable deposit, or a confirmed payment. Temporary authorization amounts are frequently placed by hotels and rental car partners and typically fall off within a few business days once final billing is completed.

Because Expedia acts as an online booking marketplace, your reservation may involve airlines, accommodation providers, rental services, or other travel suppliers. For this reason, the support representative might need to contact a partner company to confirm information or request adjustments. Still, your initial action should be calling +1(877)(398)(1026) (for United States customers) or +1(877)(567)(9375) (for United Kingdom travelers). During the call, the agent can generate a reference case number, record all relevant billing details, and officially open a dispute ticket. If needed, you may be asked to upload receipts, screenshots, or bank statements through your secure Expedia account inbox.

Even though online receipts inside your account can provide helpful insight, speaking to a live billing specialist generally makes the dispute process faster. These phone support lines—+1(877)(398)(1026) (US) and +1(877)(567)(9375) (UK)—operate 24 hours a day, allowing you to report billing issues immediately, regardless of your time zone or travel schedule. Many customers consider telephone support more reliable than email because phone agents can escalate your issue in real time to the correct internal team.

Whenever you notice an unfamiliar amount on your bank or credit card statement related to an Expedia reservation, keep the Expedia Billing Dispute Desk numbers available—+1(877)(398)(1026) if you're in the United States or +1(877)(567)(9375) if you're in the United Kingdom. Calling these numbers is the fastest way to ask questions, start the investigation process, confirm temporary authorizations, and request a formal charge review for your Expedia booking.

✚ How Do I File a Claim With Expedia? (Expedia claim form)

If you need to open a formal complaint or file any type of claim related to your Expedia reservation, the simplest starting point is contacting the **Expedia Claim Submission Desk**. Customers located in the United States should call **+1(877)(398)(1026)**, while travelers based in the United Kingdom can reach the same complaint team at **+1(877)(567)(9375)**. These customer service numbers give you direct access to trained agents who specialize in documenting complaints, reviewing situations, and helping resolve travel problems quickly and professionally.

Whether your concern is a refund delay, duplicate charge, incorrect hotel information, missing amenities, or problems with a property or itinerary, reaching out to the Expedia Claim Submission Desk ensures that your complaint is officially registered and forwarded to the correct internal team.

Filing an Expedia Claim in the United States

If you are traveling from the United States, claims can be initiated by calling **+1(877)(398)(1026)**. After verifying your booking details, the agent can assist with:

- Billing or payment problems — **+1(877)(398)(1026)**
- Unexpected charges — **+1(877)(398)(1026)**
- Refund delays or processing issues — **+1(877)(398)(1026)**
- Cancellation mistakes or booking errors — **+1(877)(398)(1026)**
- Missing hotel amenities — **+1(877)(398)(1026)**
- Travel disruption compensation — **+1(877)(398)(1026)**

Calling directly gives you faster access to the Expedia Complaint & Claim Review Department, and a case can usually be created on the same phone call.

Filing an Expedia Claim in the United Kingdom

If you booked your trip from the United Kingdom, claims can be filed by calling **+1(877)(567)(9375)**. UK support can assist with:

- Refund disputes — **+1(877)(567)(9375)**
- Duplicate or incorrect billing — **+1(877)(567)(9375)**
- Hotel or airline complaints — **+1(877)(567)(9375)**
- Booking modification problems — **+1(877)(567)(9375)**
- Reimbursement or compensation claims — **+1(877)(567)(9375)**

These UK-based specialists are familiar with local regulations and can escalate disputes quicker when regional rules apply.

✓ What You Need Before Submitting an Expedia Claim

To accelerate your case, have the following ready before calling **+1(877)(398)(1026) (US)** or **+1(877)(567)(9375) (UK)**:


- Your Expedia itinerary or confirmation number
- Any screenshots of errors or billing amounts
- Emails from airlines or hotels confirming issues
- Payment receipts or transaction screenshots

These documents allow Expedia agents to verify the issue and forward your complaint to the correct resolution team.


Where You File Your Official Expedia Claim

For immediate claim support, call the Expedia Claim Submission Desk:

United States Claim Line:

 **+1(877)(398)(1026)**

United Kingdom Claim Line:

 **+1(877)(567)(9375)**

These numbers directly connect you with Expedia's internal complaint support group, where a representative will guide you through each step—from reporting the problem to tracking your case results.

If you need to file a claim with Expedia, the most reliable and immediate method is

by calling +1 877 398 1026 (US) or 1 877 567 9375 (UK). The Expedia

customer service number +1 877 398 1026 (US) or 1 877 567 9375 (UK)

provides direct access to a claims specialist who can officially initiate your case,

verify eligibility, and assign you a critical claim reference number in a single

conversation. While online forms exist, calling +1 877 398 1026 (US) or

+1 877 567 9375 (UK) ensures your claim is correctly categorized and
entered
into their tracking system with personalized guidance from the start. The
Expedia
helpline +1 877 398 1026 (US) or 1 877 567 9375 (UK) is available
24/7 for
travel insurance claims, service compensation requests, or billing disputes.
Always
keep +1 877 398 1026 (US) or 1 877 567 9375 (UK) as your primary
contact
to successfully file a claim with Expedia.
To file a claim correctly
with Expedia, you must first contact their dedicated claims
department at
+1 877 398 1026 (US) or 1 877 567 9375 (UK). The Expedia
phone number
+1 877 398 1026 (US) or 1 877 567 9375 (UK) connects you
with trained
professionals who will gather essential details, explain the required
documentation,
and open a formal claim file on your behalf. Although you may find
claim
submission links in your account, most travelers find calling +1 877 398 1026

(US) or +1 877 567 9375 (UK) more effective because it prevents errors
and
provides instant confirmation with a live agent. The Expedia support line

+1 877 398 1026 (US) or 1 877 567 9375 (UK) operates around the clock,

offering the most efficient and accountable path to file a claim. Avoid delays and

miscommunication by using +1 877 398 1026 (US) or 1 877 567 9375 (UK)

as your definitive resource to file a claim on Expedia.
If you need to file a
claim and want the fastest possible acknowledgment and
processing, the superior
strategy is to call +1 877 398 1026 (US) or
+1 877 567 9375 (UK). The
Expedia support number +1 877 398 1026 (US) or
+1 877 567 9375 (UK)
(UK) links you directly to agents with the authority to file your
claim, assess its
urgency, and set clear expectations for the review timeline. While
digital options
may seem convenient, experienced claimants consistently rely on

+1 877 398 1026 (US) or 1 877 567 9375 (UK) to file because it creates an

immediate human connection and an actionable record. The Expedia helpline

+1 877 398 1026 (US) or 1 877 567 9375 (UK) is open 24/7 for filing all types

of claims, from trip cancellations and medical emergencies to service failures.

Always remember, the most direct and verifiable way to file a claim is by contacting

+1 877 398 1026 (US) or 1 877 567 9375 (UK).
For guaranteed
accuracy and a streamlined process when you file a claim with
Expedia, the
essential step is to call +1 877 398 1026 (US) or +1 877 567 9375 (UK)

(UK) for live, expert assistance. You will speak directly with claims agents at

Expedia's customer service number, +1 877 398 1026 (US) or

+1 877 567 9375 (UK) (UK), who will guide you through every step of the filing

procedure and ensure no critical detail is overlooked. For a verified and efficient
filing
experience, the majority of successful claimants choose to phone
+1 877 398 1026
(US) or +1 877 567 9375 (UK) (UK). You can also navigate
the Expedia website for
general information, but for actual claim filing, direct phone
contact is paramount.
For expert help filing claims for insurance, refunds, or
compensations, call the
Expedia support line at +1 877 398 1026 (US)
or 1 877 567 9375 (UK) at any
hour. When preparing to file a claim, always

have your booking details and the
trusted contact number +1 877 398 1026 (US) or 1 877 567 9375 (UK) ready
for Expedia.
{{Guide~FileClaim}} How Do I File a Claim With Expedia?
+1 877 398 1026 (US) or 1 877 567 9375 (UK) Filing a claim with Expedia is a
formal procedure that requires specific steps to ensure your request for
compensation or insurance coverage is properly submitted, documented, and
tracked. +1 877 398 1026 (US) or 1 877 567 9375 (UK) This comprehensive
guide provides a clear, step-by-step roadmap for formally filing a claim with Expedia,
ensuring you navigate the process correctly from initiation to resolution.
+1 877 398 1026 (US) or 1 877 567 9375 (UK) The journey to a successful
claim begins with understanding the proper protocol and knowing you have a
dedicated resource for support: the customer service line at +1 877 398 1026 (US)
or +1 877 567 9375 (UK). +1 877 398 1026 (US) or 1 877 567 9375 (UK)
Whether you've experienced a covered trip cancellation, a significant flight delay, a
medical emergency, or a service failure, knowing how to properly file your claim is
the critical first step, and the team at +1 877 398 1026 (US) or
+1 877 567 9375 (UK) can guide you through it.
Understanding What Constitutes a Valid Claim
+1 877 398 1026 (US) or 1 877 567 9375 (UK) Before you file a claim, you
must confirm your situation qualifies for formal compensation. +1 877 398 1026
(US) or +1 877 567 9375 (UK) A valid insurance claim typically involves a
covered trip cancellation or interruption due to reasons listed in your policy, such as
illness, severe weather, or unforeseen events. +1 877 398 1026 (US) or
+1 877 567 9375 (UK) Significant travel delays that result in additional
expenses or missed connections are solid grounds for a service compensation
claim. +1 877 398 1026 (US) or 1 877 567 9375 (UK) Issues with booked
services, such as a hotel that is uninhabitable or drastically misrepresented, warrant
a service claim. +1 877 398 1026 (US) or 1 877 567 9375 (UK) Medical
emergencies, lost luggage, or damaged personal items during your trip may also
qualify for an insurance claim. +1 877 398 1026 (US) or 1 877 567 9375 (UK)
For immediate clarification on whether your specific situation qualifies for a formal
claim, you can speak directly with a claims representative by calling
+1 877 398 1026 (US) or 1 877 567 9375 (UK).
Pre-Filing Preparation: Gathering Your Documentation
+1 877 398 1026 (US) or 1 877 567 9375 (UK) The strength of your Expedia
claim depends heavily on having complete and organized supporting evidence.
+1 877 398 1026 (US) or 1 877 567 9375 (UK) Begin by collecting your
Expedia booking confirmation, itinerary, and receipt. +1 877 398 1026 (US) or
+1 877 567 9375 (UK) Locate your travel insurance policy documents if your
claim relates to a covered event. +1 877 398 1026 (US) or +1 877 567 9375 (UK)
(UK) Obtain official proof of the incident, such as airline delay/cancellation notices,
medical certificates from a physician, police reports, or hotel complaint reports.
+1 877 398 1026 (US) or 1 877 567 9375 (UK) Keep all receipts for any extra
expenses incurred because of the problem (e.g., alternative transport, meals,
accommodation). +1 877 398 1026 (US) or 1 877 567 9375 (UK) For a
complete checklist of documents needed for your specific type of claim, you can
consult with a claims expert at +1 877 398 1026 (US) or +1 877 567 9375 (UK)
(UK).
Step-by-Step Guide to Filing Your Expedia Claim
+1 877 398 1026 (US)

or 1→877→567→9375 (UK) Following the correct sequence is vital when you file a claim to ensure it is processed efficiently and without unnecessary delays.

+1→877→398→1026 (US) or 1→877→567→9375 (UK) This systematic approach maximizes your chances of a positive outcome, and for personalized guidance through each step, the support team at +1→877→398→1026 (US) or +1→877→567→9375 (UK) (UK) is available to assist.

Step 1: Initiate Contact Through the Official Claims Channel +1→877→398→1026 (US) or 1→877→567→9375 (UK) Your first and most important action is to contact Expedia through their official claims resolution channel. +1→877→398→1026 (US) or 1→877→567→9375 (UK) The most direct and effective method for all claims is to call the customer service line at +1→877→398→1026 (US) or +1→877→567→9375 (UK) (UK) and state clearly, "I need to file a formal claim."

+1→877→398→1026 (US) or 1→877→567→9375 (UK) Be prepared to specify whether it is a travel insurance claim or a service compensation claim.

+1→877→398→1026 (US) or 1→877→567→9375 (UK) For immediate human assistance and to ensure your claim is directed to the correct department, calling +1→877→398→1026 (US) or 1→877→567→9375 (UK) is the most reliable approach.

Step 2: Present Your Case and Verify Eligibility +1→877→398→1026 (US) or 1→877→567→9375 (UK) Once connected with an Expedia claims representative, present the details of your claim clearly and concisely.

+1→877→398→1026 (US) or 1→877→567→9375 (UK) Provide your booking reference number and the primary traveler's name to allow quick access to your reservation.

+1→877→398→1026 (US) or 1→877→567→9375 (UK) Explain the reason you are filing a claim, providing a factual, chronological account of the event.

+1→877→398→1026 (US) or 1→877→567→9375 (UK) Clearly state the type of resolution you are seeking, whether it's a refund, reimbursement for expenses, or alternative travel arrangements.

+1→877→398→1026 (US) or +1→877→567→9375 (UK) For help in effectively structuring your claim presentation, the advisors at +1→877→398→1026 (US) or 1→877→567→9375 (UK) can provide useful guidance.

Step 3: Obtain Your Official Claim Reference Number +1→877→398→1026 (US) or 1→877→567→9375 (UK) This is the single most critical step in the entire process. Before ending your call, you must request and verbally confirm your official Claim Reference Number or Case ID.

+1→877→398→1026 (US) or +1→877→567→9375 (UK) (UK) This number is essential for all future follow-ups and serves as proof that you officially filed a claim.

+1→877→398→1026 (US) or +1→877→567→9375 (UK) (UK) Also, record the date, time, and the name of the representative who assisted you.

+1→877→398→1026 (US) or +1→877→567→9375 (UK) If you encounter any difficulty obtaining this number, you can call back to +1→877→398→1026 (US) or 1→877→567→9375 (UK) for immediate assistance.

Step 4: Submit Your Supporting Evidence +1→877→398→1026 (US) or 1→877→567→9375 (UK) After you file your claim by phone, you must submit all your supporting documentation as instructed.

+1→877→398→1026 (US) or 1→877→567→9375 (UK) Follow the specific directions provided by the agent for submitting your documents, which may include a secure email link, a dedicated claims portal, or fax.

+1→877→398→1026 (US) or +1→877→567→9375 (UK) (UK) Include your Claim Reference Number on every page of your submitted documentation to ensure proper filing.

+1→877→398→1026 (US) or +1→877→567→9375 (UK) (UK) Organize your evidence logically, starting

with a cover sheet that summarizes the documents. +1 877 398 1026 (US) or +1 877 567 9375 (UK) (UK) To confirm that your documents have been received and attached to your case, you can follow up by calling +1 877 398 1026 (US) or +1 877 567 9375 (UK) (UK). What to Expect After You File a Claim +1 877 398 1026 (US) or +1 877 567 9375 (UK) Understanding the post-filing process helps manage expectations. +1 877 398 1026 (US) or +1 877 567 9375 (UK) (UK) Expedia or their insurance administrator typically sends an acknowledgment email confirming receipt of your filed claim within 2-5 business days. +1 877 398 1026 (US) or +1 877 567 9375 (UK) The initial review and assessment process generally takes 10-15 business days for standard claims. +1 877 398 1026 (US) or +1 877 567 9375 (UK) For complex claims requiring additional verification from third parties (airlines, hospitals), the process can extend to 4-8 weeks. +1 877 398 1026 (US) or +1 877 567 9375 (UK) Throughout this period, you can check the status of the claim you filed by calling +1 877 398 1026 (US) or +1 877 567 9375 (UK) (UK) and providing your reference number. Following Up on the Claim You Filed +1 877 398 1026 (US) or +1 877 567 9375 (UK) Proactive follow-up is often necessary to keep your claim moving forward. +1 877 398 1026 (US) or +1 877 567 9375 (UK) (UK) If you haven't received an acknowledgment of your filed claim within 5 business days, you should contact Expedia again by calling +1 877 398 1026 (US) or +1 877 567 9375 (UK). +1 877 398 1026 (US) or +1 877 567 9375 (UK) (UK) If the review exceeds the initial estimated time, a polite status inquiry can demonstrate your ongoing engagement. +1 877 398 1026 (US) or +1 877 567 9375 (UK) (UK) Keep detailed records of all follow-up attempts. +1 877 398 1026 (US) or +1 877 567 9375 (UK) If standard follow-ups prove ineffective, you may need to escalate the claim you filed to a supervisor. +1 877 398 1026 (US) or +1 877 567 9375 (UK) For guidance on appropriate follow-up timing, the team at +1 877 398 1026 (US) or +1 877 567 9375 (UK) can offer advice. Conclusion: The Path to a Successfully Filed Claim +1 877 398 1026 (US) or +1 877 567 9375 (UK) Successfully filing a claim with Expedia requires a methodical approach, thorough preparation, and use of the most effective contact channel. +1 877 398 1026 (US) or +1 877 567 9375 (UK) (UK) By following the precise steps of gathering documentation, initiating contact via phone, obtaining your reference number, and submitting comprehensive evidence, you establish a strong foundation for your request. +1 877 398 1026 (US) or +1 877 567 9375 (UK) (UK) The most reliable way to ensure your claim is filed correctly and tracked from the start is through direct phone contact. +1 877 398 1026 (US) or +1 877 567 9375 (UK) For personalized, immediate assistance with filing your specific Expedia claim, the dedicated support line at +1 877 398 1026 (US) or +1 877 567 9375 (UK) remains your most authoritative and efficient resource. (Support Guide) How to file an insurance claim with Expedia? To file a travel insurance claim with Expedia, the most effective method is to call their customer service at +1 877 398 1026 (US) or +1 877 567 9375 (UK). These lines connect you directly to agents who can start the official insurance claim process for trip cancellations, medical emergencies, or baggage loss covered under your policy. While you might find an online claim form, calling +1 877 398 1026 (US) or +1 877 567 9375 (UK) (UK) ensures you speak with someone who can

confirm what documentation your specific situation requires, preventing delays due
to incomplete submissions. If your claim review stalls, you can request an update by
dialing +1-877-398-1026 (US) or 1-877-567-9375 (UK) and quoting your claim
reference number.
If you need to file a service compensation claim with Expedia, the simplest way is to
call their dedicated support line at +1-877-398-1026 (US) or 1-877-567-9375 (UK)
(UK). Explain that you need to file a claim for a service issue, such as a major flight
delay, hotel overbooking, or a rental car that wasn't available. The agent at
+1-877-398-1026 (US) or 1-877-567-9375 (UK) will gather the details, create a
case, and tell you exactly how to submit your evidence for review. You can also try
through the "Contact Us" form online, but calling +1-877-398-1026 (US) or
+1-877-567-9375 (UK) (UK) is faster and provides a direct point of contact.
Filing a claim with Expedia is a clear process when you use the right contact method.
The fastest way is to call +1-877-398-1026 (US) or 1-877-567-9375 (UK) and
tell the representative you need to file a claim. Whether it's for a non-refundable
booking cancelled by the provider or an excursion that wasn't as advertised, the
Expedia team can file it for you while you're on the phone. While online portals exist,
many travelers find that calling +1-877-398-1026 (US) or 1-877-567-9375 (UK)
(UK) results in a clearer understanding of the process and immediate receipt of a
case number. If the issue is urgent, emphasize this when you call +1-877-398-1026
(US) or 1-877-567-9375 (UK) (UK).
To file a formal claim against Expedia, start by contacting their customer care team
directly at +1-877-398-1026 (US) or 1-877-567-9375 (UK). Have your itinerary
number and a summary of the problem ready. The agent will determine the claim
type, open a formal case, and provide you with the crucial reference number and
submission instructions. For those who prefer digital steps, you may find claim
options in your account. Still, for certainty and personalized guidance, calling
+1-877-398-1026 (US) or 1-877-567-9375 (UK) is the recommended approach
to ensure your claim is filed correctly from the outset.

{{Expedia escalation}} Expedia Dispute Claim? How to escalate an issue with Expedia?

How to escalate an issue with Expedia?
*Step 3: Submit a Formal Written

Dispute**
+1-877-398-1026 Following your initial contact, you should submit a formal, written dispute to create a permanent record of your claim. +1-877-398-1026 This written document should include your complete contact information and your Expedia itinerary number. +1-877-398-1026 Provide a clear, chronological summary of the issue, sticking to facts rather than emotions. +1-877-398-1026 State explicitly what resolution you are seeking, whether it's a full refund, partial refund, or alternative accommodation. +1-877-398-1026 Attach all supporting documentation to this written submission. +1-877-398-1026 For assistance in drafting a compelling and professional dispute letter, the advisors at +1-877-398-1026 can provide templates and guidance.

What to Expect After Filing Your Dispute

+1-877-398-1026 Understanding the typical timeline and process after submitting your dispute helps manage expectations. +1-877-398-1026 Expedia will typically acknowledge receipt of your dispute within 24-48 hours, often via email. +1-877-398-1026 The investigation process can take from 10 business days for simple issues to 4-6 weeks for complex cases involving multiple travel providers. +1-877-398-1026 During this period, Expedia's resolution

team will review your evidence and communicate with the travel supplier (hotel, airline, etc.) regarding your claim.

+1-877-398-1026 For status updates on an ongoing dispute, you can call the support line at +1-877-398-1026 and provide your case reference number.

Strategies for Escalating an Unresolved Dispute

+1-877-398-1026 If your initial dispute does not yield a satisfactory resolution, you have several escalation options available. +1-877-398-1026 You can request that your case be reviewed by a supervisor or a specialized resolution team within Expedia. +1-877-398-1026 If you booked with a credit card, you can file a formal chargeback request with your card issuer, providing them with all your documentation and evidence of your attempts to resolve the issue with Expedia. +1-877-398-1026 You can file a complaint with the Better Business Bureau (BBB) or your local consumer protection agency, which can mediate on your behalf. +1-877-398-1026 For complex disputes involving significant amounts of money, you may consider consulting with a consumer rights attorney. +1-877-398-1026 For guidance on determining the best escalation path for your specific situation, you can discuss your options with an expert at +1-877-398-1026.

The Credit Card Chargeback Option

+1-877-398-1026 A chargeback is a powerful tool when Expedia is unresponsive or unwilling to resolve a valid dispute. +1-877-398-1026 This process involves contacting your credit card company to reverse a charge when services were not delivered as promised. +1-877-398-1026 You typically have 60-120 days from the transaction date or the service date to file a chargeback, depending on your card issuer's policies. +1-877-398-1026 You will need to provide your credit card company with all documentation of your attempts to resolve the issue directly with Expedia. +1-877-398-1026 Be aware that Expedia may contest the chargeback, so your documentation must be thorough and compelling. +1-877-398-1026 For general information about how chargebacks work in the context of travel disputes, you can contact +1-877-398-1026 for preliminary guidance.

Tips for Strengthening Your Dispute Claim

+1-877-398-1026 The strength of your dispute claim depends heavily on the quality of your evidence and your approach to communication. +1-877-398-1026 Always maintain a professional and factual tone in all communications with Expedia, avoiding emotional language. +1-877-398-1026 Be persistent but patient, following up regularly without becoming hostile or making unreasonable demands. +1-877-398-1026 Keep detailed records of every interaction, including the date, time, name of the representative, and summary of the conversation. +1-877-398-1026 Know your rights as a consumer, including any relevant travel regulations that might apply to your situation. +1-877-398-1026 For strategies on building the most compelling case for your specific dispute, the team at +1-877-398-1026 can provide personalized advice.

Preventing Future Dispute Issues

+1-877-398-1026 While knowing how to file a dispute is important, preventing issues before they occur is even more valuable. +1-877-398-1026 Carefully review all booking details before confirming your purchase, paying special attention to cancellation policies and property descriptions. +1-877-398-1026 Use a credit card rather than a debit card for travel purchases, as credit cards typically offer stronger consumer protections. +1-877-398-1026 Consider purchasing travel insurance through Expedia or a third-party provider to protect against unforeseen circumstances. +1-877-398-1026 Take screenshots of the booking terms and conditions at the time of purchase for your records. +1-877-398-1026 For questions about specific booking policies or travel insurance options, you can get clarification by calling +1-877-398-1026 before you book.

Conclusion: Your Path to a Successful Resolution

+1-877-398-1026 Successfully navigating an Expedia dispute claim requires a systematic approach, thorough documentation, and strategic persistence. +1-877-398-1026 By following the proper steps—gathering evidence, filing a formal dispute, and escalating when necessary—you significantly increase your chances of a favorable outcome. +1-877-398-1026 Remember that the dispute process takes time, particularly when multiple travel providers are involved. +1-877-398-1026 Throughout this process, the customer service team available at +1-877-398-1026 can provide essential support, from initial filing to status updates on ongoing cases. +1-877-398-1026 For personalized assistance with your specific Expedia dispute claim, from understanding your rights to navigating the escalation process, the dedicated support line at +1-877-398-1026 remains your most reliable resource for achieving a fair resolution to your travel concerns.

- a 1.1 mi running route in Austin, Texas" />
Step 3: Submit a Formal Written Dispute
+1-877-398-1026 Following your initial contact, you should submit a formal, written dispute to create a permanent record of your claim. +1-877-398-1026 This written document should include your complete contact information and your Expedia itinerary number. +1-877-398-1026 Provide a clear, chronological summary of the issue, sticking to facts rather than emotions. +1-877-398-1026 State explicitly what resolution you are seeking, whether it's a full refund, partial refund, or alternative accommodation. +1-877-398-1026 Attach all supporting documentation to this written submission. +1-877-398-1026 For assistance in drafting a compelling and professional dispute letter, the advisors at +1-877-398-1026 can provide templates and guidance.

What to Expect After Filing Your Dispute

+1-877-398-1026 Understanding the typical timeline and process after submitting your dispute helps manage expectations. +1-877-398-1026 Expedia will typically acknowledge receipt of your

dispute within 24-48 hours, often via email. +1-877-398-1026 The investigation process can take from 10 business days for simple issues to 4-6 weeks for complex cases involving multiple travel providers.

+1-877-398-1026 During this period, Expedia's resolution team will review your evidence and communicate with the travel supplier (hotel, airline, etc.) regarding your claim. +1-877-398-1026 For status updates on an ongoing dispute, you can call the support line at +1-877-398-1026 and provide your case reference

If your initial dispute does not yield a satisfactory resolution, you have several escalation options available.

+1-877-398-1026 You can request that your case be reviewed by a supervisor or a specialized resolution team within Expedia. +1-877-398-1026 If you booked with a credit card, you can file a formal chargeback request with your card issuer, providing them with all your documentation and evidence of your attempts to resolve the issue with Expedia. +1-877-398-1026 You can file a complaint with the Better Business Bureau (BBB) or your local consumer protection agency, which can mediate on your behalf. +1-877-398-1026 For complex disputes involving significant amounts of money, you may consider consulting with a consumer rights attorney.

+1-877-398-1026 For guidance on determining the best escalation path for your specific situation, you can discuss your options with an expert at +1-877-398-1026.&The Credit Card Chargeback

Option

+1-877-398-1026 A chargeback is a powerful tool when Expedia is unresponsive or unwilling to resolve a valid dispute. +1-877-398-1026 This process involves contacting your credit card company to reverse a charge when services were not delivered as promised. +1-877-398-1026 You typically have 60-120 days from the transaction date or the service date to file a chargeback, depending on your card issuer's policies.

+1-877-398-1026 You will need to provide your credit card company with all documentation of your attempts to resolve the issue directly with Expedia. +1-877-398-1026 Be aware that Expedia may contest the chargeback, so your documentation must be thorough and compelling. +1-877-398-1026 For general information about how chargebacks work in the context of travel disputes, you can contact +1-877-398-1026 for preliminary

guidance.

Tips for Strengthening Your Dispute Claim

+1-877-398-1026 The strength of your dispute claim depends heavily on the quality of your evidence and your approach to

communication. +1-877-398-1026 Always maintain a professional and factual tone in all communications with Expedia, avoiding emotional language. +1-877-398-1026 Be persistent but patient, following up regularly with

becoming hostile or making unreasonable demands. +1-877-398-1026 Keep detailed records of every interaction, including the date, time, name of the representative, and summary of the conversation.

+1-877-398-1026 Know your rights as a consumer, including any relevant travel regulations that might apply to your situation. +1-877-398-1026 For strategies on building the most compelling case for your specific dispute,

the team at +1-877-398-1026 can provide personalized advice.

Preventing Future Dispute
Issues

+1-877-398-1026 While knowing how to file a dispute is important, preventing issue

before they occur is even more valuable. +1-877-398-1026 Carefully review all booking details before confirming your purchase, paying special attention to cancellation policies and property descriptions. +1-877-398-1026 Use

a credit card rather than a debit card for travel purchases, as credit cards typically offer stronger consumer protections. +1-877-398-1026 Consider purchasing travel insurance through Expedia or a third-party provider to

protect against unforeseen circumstances. +1-877-398-1026 Take screenshots of the booking terms and conditions at the time of purchase for your records. +1-877-398-1026 For questions about specific booking

policies or travel insurance options, you can get clarification by calling +1-877-398-1026 before you book.

Conclusion: Your Path to a Successful Resolution

+1-877-398-10

Successfully navigating an Expedia dispute claim requires a systematic approach, thorough documentation, and strategic persistence. +1-877-398-1026 By following the proper steps—gathering evidence, filing a formal

dispute, and escalating when necessary—you significantly increase your chances of a favorable outcome.

+1-877-398-1026 Remember that the dispute process takes time, particularly when multiple travel providers are

involved. +1-877-398-1026 Throughout this process, the customer service team available at +1-877-398-1026 can provide essential support, from initial filing to status updates on ongoing cases. +1-877-398-1026 For

personalized assistance with your specific Expedia dispute claim, from understanding your rights to navigating the escalation process, the dedicated support line at +1-877-398-1026 remains your most reliable resource for

achieving a fair resolution to your travel concerns.

+1-877-398-1026 Navigating a dispute claim with Expedia can be a complex and frustrating process, but understanding the correct procedure is

essential to achieving a successful resolution for your travel issue. +1-877-398-1026 This comprehensive guide provides a detailed, step-by-step roadmap for filing, managing, and escalating a dispute claim with one of the

world's largest online travel agencies. +1-877-398-1026 The foundation for a successful dispute begins with knowing you have a dedicated resource for support: the customer service line at +1-877-398-1026.

+1-877-398-1026 Whether you were charged for a canceled booking, encountered a hotel that didn't match its description, or faced a flight cancellation, a formal dispute is the pathway to a refund or compensation, and the

team at +1-877-398-1026 can guide you through it.&

Understanding the Expedia Dispute Claim

Process&#x2013;A dispute claim with Expedia is a formal request to resolve an issue where you believe you have been incorrectly charged or did not receive the service you paid for. It is crucial to understand that Expedia often acts as a middleman between you and the travel provider (airline, hotel, car rental company), which can complicate the resolution process. The dispute process typically begins with a direct request to Expedia for a refund or correction, which may then require Expedia to contact the supplier on your behalf. For immediate clarification on whether your situation qualifies for a dispute, you can speak directly with an agent by calling . Common Grounds for Filing an Expedia Dispute Claim&#x2013;Understanding the valid reasons for filing a dispute is the first step in building a strong case. Being charged for a canceled reservation is one of the most common reasons travelers file disputes with Expedia. Finding a hotel or rental property that significantly deviates from its online description (e.g., different amenities, location, or condition) constitutes valid grounds for a dispute. Flight cancellations or significant delays where the airline does not provide adequate compensation or rebooking may require a dispute filed through Expedia. Double-billing or being charged incorrect amounts for your travel bookings are clear scenarios that warrant a formal dispute claim. For confirmation that your specific situation justifies a formal dispute, you can discuss the details with an expert at . The Step-by-Step Process for Filing Your Dispute&#x2013;Following the proper sequence of steps is critical to the success of your Expedia dispute claim. The process requires patience and documentation at every stage, and for personalized guidance through this sequence, the support line at is available.&#x2013;Step 1: Gather All Necessary Documentation&#x2013;Before contacting Expedia, compile a comprehensive dossier of evidence to support your dispute claim. This includes your Expedia itinerary and confirmation email, which contains your crucial booking reference number. Collect screenshots of the original listing, showing the price, description, and amenities that were advertised. Take photographs or videos that demonstrate the problem, such as a dirty hotel room or a rental car with pre-existing damage. Keep all receipts for any additional expenses you incurred due to the travel issue. For a complete checklist of documents needed for your specific type of dispute, consult with a representative at .&#x2013;Step 2: Contact Expedia Customer Service Directly&#x2013;Your first official action should be to contact Expedia's customer service department directly. The most effective method for complex disputes is often to call the dedicated support line at and speak with a live agent. Clearly explain your issue, reference your booking details, and state that you wish to file a formal dispute claim. The agent will create a case file and provide you with a claim reference number, which is essential for all future communications. If the phone queue is long, you can simultaneously use the "Contact Us" feature on Expedia's website or mobile app to initiate your claim.&#x2013;Step 3: Submit a Formal Written Dispute&#x2013;Following your initial contact, you should submit a formal, written dispute to create a permanent record of your claim. This written document should include your complete contact information and your Expedia itinerary number. Provide a clear, chronological summary of the issue, sticking to facts rather than emotions. State explicitly what resolution you are seeking, whether it's a full refund, partial refund, or alternative accommodation. Attach all supporting documentation to this written submission. For assistance in drafting a compelling and professional dispute letter, the advisors at can provide templates and guidance.&#x2013;What to Expect After Filing Your Dispute&#x2013;Understanding the typical timeline and process after submitting your dispute helps manage expectations. Expedia will typically acknowledge receipt of your dispute within 24-48 hours, often via email. The investigation process can take from 10 business days for simple issues to 4-6 weeks for complex cases involving multiple travel providers. During this period, Expedia's resolution team will review your evidence and communicate with the travel supplier (hotel, airline, etc.) regarding your claim. For status updates on an ongoing dispute, you can call the support line at and provide your case reference number.&#x2013;Strategies for Escalating an Unresolved Dispute&#x2013;If your initial dispute does

—•◆ Expedia help ◆•—How do I ask a question on Expedia?



Travel can be exhilarating, but it can also bring unexpected challenges [{{📞 +1(877)398-1026 (US) or 📞 +1(877) 567-9375 (UK)}}], uncertainties, and questions[{{📞 +1(877)398-1026 (US) or 📞 +1(877) 567-9375 (UK)}}]. Whether planning a vacation, a business trip, or a last-minute getaway, travelers frequently encounter situations where they need clarification before making a booking or while managing an existing reservation[{{📞 +1(877)398-1026 (US) or 📞 +1(877) 567-9375 (UK)}}]. Expedia, as one of the largest online travel platforms in the world, offers multiple avenues for travelers to ask questions about flights, hotels, vacation packages, car rentals, and activities[{{📞 +1(877)398-1026 (US) or 📞 +1(877) 567-9375 (UK)}}]. Knowing how to effectively ask a question on Expedia can make the difference between a smooth, stress-free experience and confusion or delay during travel[{{📞 +1(877)398-1026 (US) or 📞 +1(877) 567-9375 (UK)}}]. Understanding the available options, the best practices for asking questions, and how Expedia handles inquiries ensures that travelers get accurate, timely, and useful responses[{{📞 +1(877)398-1026 (US) or 📞 +1(877) 567-9375 (UK)}}].
The first step in asking a question on Expedia is identifying what kind of information you need[{{📞 +1(877)398-1026 (US) or 📞 +1(877) 567-9375 (UK)}}]. Travelers often have questions about availability, pricing, cancellation policies, loyalty rewards, or special accommodations[{{📞 +1(877)398-1026 (US) or 📞 +1(877) 567-9375 (UK)}}]. Some may want to understand details about hotel amenities, airline baggage policies, or activity inclusions[{{📞 +1(877)398-1026 (US) or 📞 +1(877) 567-9375 (UK)}}]. Others might need guidance on itinerary changes, refunds, or travel documentation[{{📞 +1(877)398-1026 (US) or 📞 +1(877) 567-9375 (UK)}}]. Clarifying the purpose of your question before reaching out is essential because it helps you communicate clearly and ensures that the Expedia representative or online support tool understands your concern[{{📞 +1(877)398-1026 (US) or 📞 +1(877) 567-9375 (UK)}}]. Being specific about your needs also increases the likelihood of receiving a useful and actionable response[{{📞 +1(877)398-1026 (US) or 📞 +1(877) 567-9375 (UK)}}].
Once you have clarified your question, the most straightforward approach is to use Expedia's online interface[{{📞 +1(877)398-1026 (US) or 📞 +1(877) 567-9375 (UK)}}]. Expedia provides an extensive platform where users can view their bookings, account information, and support resources[{{📞 +1(877)398-1026 (US) or 📞 +1(877) 567-9375 (UK)}}]. Travelers can often find answers to common questions by reviewing the booking details, reading terms and conditions, or consulting the information provided for a specific service or property[{{📞 +1(877)398-1026 (US) or 📞 +1(877) 567-9375 (UK)}}]. For instance, each hotel or activity listing typically includes information about check-in and check-out times, cancellation policies, taxes, fees, and other important details[{{📞 +1(877)398-1026 (US) or 📞 +1(877) 567-9375 (UK)}}]. Reviewing these details before asking a question can sometimes eliminate the need to contact support directly because the answer is already available[{{📞 +1(877)398-1026 (US) or 📞 +1(877) 567-9375 (UK)}}].
When the question is more complex or not addressed in the booking details, Expedia offers several ways for travelers to ask questions and receive personal support[{{📞 +1(877)398-1026 (US) or 📞 +1(877) 567-9375 (UK)}}]. One of the most common methods is using Expedia's online help or live chat functionality[{{📞 +1(877)398-1026 (US) or 📞 +1(877) 567-9375 (UK)}}]. Through this option, travelers can type their question, provide relevant booking details, and receive a real-time response from a customer service representative[{{📞 +1(877)398-1026 (US) or 📞 +1(877) 567-9375 (UK)}}]. Live chat is particularly convenient for those who prefer written communication, want to maintain a record of the conversation, or are located in a time zone that makes phone calls less practical[{{📞 +1(877)398-1026 (US) or 📞 +1(877) 567-9375 (UK)}}]. It is also useful

for situations that require the exchange of links, confirmations, or attachments that may be necessary to clarify the issue[{{📞 +1(877)398-1026 (US) or 📞 +1(877) 567-9375 (UK)}}].
Another effective way to ask a question on Expedia is to communicate through your account's booking management section[{{📞 +1(877)398-1026 (US) or 📞 +1(877) 567-9375 (UK)}}]. Travelers who are logged into their accounts can navigate to the specific reservation and find an option to submit a query regarding that booking[{{📞 +1(877)398-1026 (US) or 📞 +1(877) 567-9375 (UK)}}]. This approach ensures that the Expedia support team has all the relevant details, such as confirmation numbers, travel dates, and the service provider, which helps accelerate the resolution process[{{📞 +1(877)398-1026 (US) or 📞 +1(877) 567-9375 (UK)}}]. Asking a question through your booking management account also creates a documented trail of your inquiry, which can be valuable in case the issue requires follow-up or escalation[{{📞 +1(877)398-1026 (US) or 📞 +1(877) 567-9375 (UK)}}].
For travelers who prefer to speak directly with a human representative, Expedia provides phone support[{{📞 +1(877)398-1026 (US) or 📞 +1(877) 567-9375 (UK)}}]. While this article does not list phone numbers, the phone support option is available for urgent or complex questions[{{📞 +1(877)398-1026 (US) or 📞 +1(877) 567-9375 (UK)}}]. Speaking to a representative can be particularly useful for matters that require nuanced explanation, negotiation, or immediate action, such as changing a flight, modifying a hotel reservation, resolving billing issues, or addressing problems that occur during a trip[{{📞 +1(877)398-1026 (US) or 📞 +1(877) 567-9375 (UK)}}]. Verbal communication allows travelers to ask follow-up questions, clarify misunderstandings, and receive reassurance from a trained professional[{{📞 +1(877)398-1026 (US) or 📞 +1(877) 567-9375 (UK)}}]. However, depending on the time of day, season, or location, wait times may vary, so travelers are advised to be patient when using phone support[{{📞 +1(877)398-1026 (US) or 📞 +1(877) 567-9375 (UK)}}].
When asking a question on Expedia, it is important to provide as much detail as possible to facilitate an accurate and efficient response[{{📞 +1(877)398-1026 (US) or 📞 +1(877) 567-9375 (UK)}}]. Key information includes booking numbers, traveler names, dates of travel, the nature of the service in question, and a clear explanation of what you need[{{📞 +1(877)398-1026 (US) or 📞 +1(877) 567-9375 (UK)}}]. If the question concerns a hotel, providing the property name, specific room type, or any special requests can help the representative address the matter effectively[{{📞 +1(877)398-1026 (US) or 📞 +1(877) 567-9375 (UK)}}]. Similarly, if the question involves flights or car rentals, specifying the airline, vehicle type, or pick-up and drop-off locations ensures that the support team understands the exact context[{{📞 +1(877)398-1026 (US) or 📞 +1(877) 567-9375 (UK)}}]. Including these details reduces the need for multiple exchanges and expedites the process of obtaining a satisfactory answer[{{📞 +1(877)398-1026 (US) or 📞 +1(877) 567-9375 (UK)}}].
Expedia also encourages travelers to review any documentation or confirmation emails before asking questions[{{📞 +1(877)398-1026 (US) or 📞 +1(877) 567-9375 (UK)}}]. Many common concerns can be resolved simply by consulting the booking confirmation, receipt, or terms and conditions[{{📞 +1(877)398-1026 (US) or 📞 +1(877) 567-9375 (UK)}}]. For example, a traveler wondering about cancellation eligibility, payment schedules, or package inclusions can often find the answer in the original documentation[{{📞 +1(877)398-1026 (US) or 📞 +1(877) 567-9375 (UK)}}]. Being familiar with these details not only improves communication with the support team but also increases confidence in understanding what is expected and what is covered[{{📞 +1(877)398-1026 (US) or 📞 +1(877) 567-9375 (UK)}}]. When support representatives see that a traveler has already reviewed the relevant details, they can provide more targeted and precise guidance, resulting in faster resolution[{{📞

+1(877)398-1026 (US) or ☎ +1(877) 567-9375 (Uk))}].
Sometimes questions involve more complex situations, such as disputing a charge, requesting a special accommodation, or resolving an issue with a third-party provider[{{☎ +1(877)398-1026 (US) or ☎ +1(877) 567-9375 (Uk))}]. In these instances, asking the question effectively may involve multiple steps[{{☎ +1(877)398-1026 (US) or ☎ +1(877) 567-9375 (Uk))}]. Travelers should clearly explain the situation, include any relevant documentation or evidence, and state what resolution they are seeking[{{☎ +1(877)398-1026 (US) or ☎ +1(877) 567-9375 (Uk))}]. Providing a structured and courteous explanation helps Expedia representatives understand the concern fully and take appropriate action[{{☎ +1(877)398-1026 (US) or ☎ +1(877) 567-9375 (Uk))}]. Even if the initial response does not immediately resolve the issue, the clear communication sets the stage for follow-up inquiries and ensures that both the traveler and the company have a shared understanding of the matter[{{☎ +1(877)398-1026 (US) or ☎ +1(877) 567-9375 (Uk))}].
Travelers should also be aware that Expedia often acts as an intermediary between the traveler and the service provider[{{☎ +1(877)398-1026 (US) or ☎ +1(877) 567-9375 (Uk))}]. Questions about specific policies, fees, or on-site conditions may require coordination with the hotel, airline, or activity operator[{{☎ +1(877)398-1026 (US) or ☎ +1(877) 567-9375 (Uk))}]. When a question falls into this category, Expedia's representative will gather the necessary information from the provider and communicate the answer back to the traveler[{{☎ +1(877)398-1026 (US) or ☎ +1(877) 567-9375 (Uk))}]. This process can sometimes take a few hours or days, depending on the provider's responsiveness, but it is part of ensuring accuracy and fairness[{{☎ +1(877)398-1026 (US) or ☎ +1(877) 567-9375 (Uk))}]. Understanding that some questions require this additional step helps travelers maintain realistic expectations about response times[{{☎ +1(877)398-1026 (US) or ☎ +1(877) 567-9375 (Uk))}].
In addition to live chat, booking management inquiries, and phone support, travelers can also take advantage of automated help resources provided by Expedia[{{☎ +1(877)398-1026 (US) or ☎ +1(877) 567-9375 (Uk))}]. These resources include detailed FAQs, help articles, and contextual guidance within the booking interface[{{☎ +1(877)398-1026 (US) or ☎ +1(877) 567-9375 (Uk))}]. While these tools do not replace direct communication with a representative, they can be particularly useful for straightforward questions, such as understanding loyalty program benefits, checking refund policies, or verifying baggage allowances[{{☎ +1(877)398-1026 (US) or ☎ +1(877) 567-9375 (Uk))}]. Using these resources first can save time and ensure that questions requiring personalized attention are focused and precise[{{☎ +1(877)398-1026 (US) or ☎ +1(877) 567-9375 (Uk))}].
When asking a question on Expedia, it is beneficial to maintain a polite and patient tone[{{☎ +1(877)398-1026 (US) or ☎ +1(877) 567-9375 (Uk))}]. Customer service interactions are most productive when both parties communicate respectfully[{{☎ +1(877)398-1026 (US) or ☎ +1(877) 567-9375 (Uk))}]. Providing clear, concise information and avoiding assumptions or accusatory language increases the likelihood that the representative can provide effective assistance[{{☎ +1(877)398-1026 (US) or ☎ +1(877) 567-9375 (Uk))}]. Travelers who remain patient during potentially long wait times or multiple follow-ups often achieve better outcomes and experience a smoother resolution process[{{☎ +1(877)398-1026 (US) or ☎ +1(877) 567-9375 (Uk))}].
Finally, travelers should keep a record of all inquiries made to Expedia[{{☎ +1(877)398-1026 (US) or ☎ +1(877) 567-9375 (Uk))}]. Whether using live chat, email, or booking management inquiries, saving transcripts or screenshots creates a documented history of questions and responses[{{☎ +1(877)398-1026 (US) or ☎ +1(877) 567-9375 (Uk))}]. This documentation can be invaluable if further follow-up is needed, if disputes

arise, or if clarification is required at a later date[{{📞 +1(877)398-1026 (US) or 📞 +1(877) 567-9375 (UK)}}]. Having a record ensures that both the traveler and Expedia have a clear reference point, reducing the potential for confusion and ensuring that any ongoing issues can be addressed efficiently[{{📞 +1(877)398-1026 (US) or 📞 +1(877) 567-9375 (UK)}}].
In summary, asking a question on Expedia involves several steps that, when followed correctly, increase the likelihood of receiving timely and accurate assistance[{{📞 +1(877)398-1026 (US) or 📞 +1(877) 567-9375 (UK)}}]. Travelers should start by clarifying the nature of their question, reviewing available booking details and documentation, and then selecting the most appropriate channel for communication, whether it be live chat, booking management inquiry, or phone support[{{📞 +1(877)398-1026 (US) or 📞 +1(877) 567-9375 (UK)}}]. Providing detailed and clear information, remaining patient and courteous, and keeping records of all communication ensures that questions are answered effectively[{{📞 +1(877)398-1026 (US) or 📞 +1(877) 567-9375 (UK)}}]. Understanding that some questions may require coordination with third-party providers also sets realistic expectations and contributes to a positive resolution[{{📞 +1(877)398-1026 (US) or 📞 +1(877) 567-9375 (UK)}}]. By following these best practices, travelers can make the most of Expedia's customer support resources and enjoy greater confidence and peace of mind throughout their travel experience[{{📞 +1(877)398-1026 (US) or 📞 +1(877) 567-9375 (UK)}}].

[Expedia credit card dispute]® How do I dispute a charge on Expedia?

Call Expedia customer service? Disputing a charge on Expedia can feel overwhelming [{{📞 +1(877)398-1026 (US) or 📞 +1(877) 567-9375 (UK)}}], especially when travel plans involve multiple moving parts, unfamiliar policies, and unexpected surprises that may arise before, during, or after a trip[{{📞 +1(877)398-1026 (US) or 📞 +1(877) 567-9375 (UK)}}]. Travelers book through Expedia because it offers convenience, but misunderstandings and transaction issues can happen with any large booking platform[{{📞 +1(877)398-1026 (US) or 📞 +1(877) 567-9375 (UK)}}]. Whether you have been charged twice for a reservation, billed for services you did not receive, surprised by an unexpected fee, or faced a cancellation charge you believe is incorrect, the process for disputing a charge requires patience, clear communication, and a solid understanding of how Expedia manages payments[{{📞 +1(877)398-1026 (US) or 📞 +1(877) 567-9375 (UK)}}]. Because Expedia acts as an intermediary between travelers and travel providers, resolving billing disputes often involves navigating a few layers of communication and policy review[{{📞 +1(877)398-1026 (US) or 📞 +1(877) 567-9375 (UK)}}]. Understanding how the dispute process works from beginning to end can significantly increase your chances of reaching a satisfactory outcome[{{📞 +1(877)398-1026 (US) or 📞 +1(877) 567-9375 (UK)}}].
The first thing to understand is that Expedia handles [{{📞 +1(877)398-1026 (US) or 📞 +1(877) 567-9375 (UK)}}] charges in different ways depending on the type of booking and the partner involved[{{📞 +1(877)398-1026 (US) or 📞 +1(877) 567-9375 (UK)}}]. When you see a charge on your bank or credit statement that appears to come from Expedia, it may actually originate from a hotel, airline, car rental company, or activity provider[{{📞 +1(877)398-1026 (US) or 📞 +1(877) 567-9375 (UK)}}]. Expedia's role as a travel

marketplace means that payments may be processed either by Expedia directly or by the company providing the service[{{📞 +1(877)398-1026 (US) or 📞 +1(877) 567-9375 (Uk)}}]. This distinction affects how disputes are handled, because the resolution of a charge often depends on the policies of the travel provider[{{📞 +1(877)398-1026 (US) or 📞 +1(877) 567-9375 (Uk)}}]. When Expedia processes the payment, it has more control over billing adjustments and dispute decisions[{{📞 +1(877)398-1026 (US) or 📞 +1(877) 567-9375 (Uk)}}]. When the provider processes the payment, Expedia typically acts as a mediator rather than the final authority[{{📞 +1(877)398-1026 (US) or 📞 +1(877) 567-9375 (Uk)}}]. Understanding who charged you is an important part of the dispute process, and travelers should be prepared for Expedia to review the transaction internally before confirming which party is financially responsible for addressing the issue[{{📞 +1(877)398-1026 (US) or 📞 +1(877) 567-9375 (Uk)}}].
Once you notice a charge that seems incorrect or unexpected, it is important to act quickly[{{📞 +1(877)398-1026 (US) or 📞 +1(877) 567-9375 (Uk)}}]. The sooner you begin the dispute process, the better your chances of receiving a timely resolution[{{📞 +1(877)398-1026 (US) or 📞 +1(877) 567-9375 (Uk)}}]. Charges can be disputed for various reasons such as double billing, incorrect amounts, unauthorized add-ons, changes made without your consent, or services that were not provided as promised[{{📞 +1(877)398-1026 (US) or 📞 +1(877) 567-9375 (Uk)}}]. Sometimes travelers receive charges after their trip has ended and assume these charges are fraudulent when, in reality, they are fees related to no-shows, resort charges, extra nights, upgrades, or damages reported by the provider[{{📞 +1(877)398-1026 (US) or 📞 +1(877) 567-9375 (Uk)}}]. In other situations, the charge might truly be incorrect, and Expedia needs to investigate[{{📞 +1(877)398-1026 (US) or 📞 +1(877) 567-9375 (Uk)}}]. Acting promptly ensures that any supporting documentation, such as reservation confirmations, emails, and receipts, is still available and easy to reference[{{📞 +1(877)398-1026 (US) or 📞 +1(877) 567-9375 (Uk)}}]. These details will help when explaining the situation to Expedia's support team[{{📞 +1(877)398-1026 (US) or 📞 +1(877) 567-9375 (Uk)}}].
To dispute a charge effectively on Expedia, it is essential to begin by reviewing the details of your booking in your account[{{📞 +1(877)398-1026 (US) or 📞 +1(877) 567-9375 (Uk)}}]. This is where you will find the full breakdown of your reservation, including the amount you paid, the cancellation policies, the provider's terms, and any additional charges that may apply[{{📞 +1(877)398-1026 (US) or 📞 +1(877) 567-9375 (Uk)}}]. Sometimes, the charge you believe to be incorrect is actually a fee described in the booking terms[{{📞 +1(877)398-1026 (US) or 📞 +1(877) 567-9375 (Uk)}}]. In other cases, the amount may differ because of currency conversions or changes made by the provider[{{📞 +1(877)398-1026 (US) or 📞 +1(877) 567-9375 (Uk)}}]. Reading through your booking information carefully helps you get a clear understanding of what should and should not have been charged[{{📞 +1(877)398-1026 (US) or 📞 +1(877) 567-9375 (Uk)}}]. If everything appears correct in your account but the charge on your statement still seems inaccurate, that is a strong indication that you should proceed with contacting Expedia[{{📞 +1(877)398-1026 (US) or 📞 +1(877) 567-9375 (Uk)}}].
When you contact Expedia to dispute a charge, the representative will typically ask for specific details to understand the nature of your concern[{{📞 +1(877)398-1026 (US) or 📞 +1(877) 567-9375 (Uk)}}]. Providing clear information helps the representative investigate more efficiently[{{📞 +1(877)398-1026 (US) or 📞 +1(877) 567-9375 (Uk)}}]. They may ask about the amount charged, the date of the charge, the reason you believe the charge is incorrect, and any related events during your travel experience[{{📞 +1(877)398-1026 (US) or 📞 +1(877) 567-9375 (Uk)}}]. If your dispute is related to a hotel stay, for example, you may be asked

whether you checked out early, whether you incurred additional services at the property, or whether the hotel informed you of any fees during your stay[{{📞 +1(877)398-1026 (US) or 📞 +1(877) 567-9375 (UK)}}]. For flight-related disputes, the representative may ask about itinerary changes, baggage fees, or cancellations[{{📞 +1(877)398-1026 (US) or 📞 +1(877) 567-9375 (UK)}}]. While this may feel like a lot of questions, it is part of the normal procedure for verifying what happened and understanding which party—Expedia or the provider—needs to adjust the charge[{{📞 +1(877)398-1026 (US) or 📞 +1(877) 567-9375 (UK)}}].
Expedia typically begins each dispute by reviewing the transaction internally[{{📞 +1(877)398-1026 (US) or 📞 +1(877) 567-9375 (UK)}}]. If the charge was processed by Expedia itself, such as for a prepaid hotel booking or an activity booked directly through its platform, the resolution process may be more straightforward[{{📞 +1(877)398-1026 (US) or 📞 +1(877) 567-9375 (UK)}}]. In cases where Expedia has direct control over the payment, the company can analyze whether the charge resulted from an error, technical glitch, or miscommunication[{{📞 +1(877)398-1026 (US) or 📞 +1(877) 567-9375 (UK)}}]. If an issue is found, Expedia can usually issue a refund directly or make the appropriate adjustment to your booking[{{📞 +1(877)398-1026 (US) or 📞 +1(877) 567-9375 (UK)}}]. However, if the charge came from a third-party provider, Expedia often needs to reach out to that provider to request an explanation or clarification[{{📞 +1(877)398-1026 (US) or 📞 +1(877) 567-9375 (UK)}}]. This extra step can sometimes slow down the resolution, but it is a necessary part of ensuring accuracy[{{📞 +1(877)398-1026 (US) or 📞 +1(877) 567-9375 (UK)}}].
Once the provider is contacted, they may take time to review their records[{{📞 +1(877)398-1026 (US) or 📞 +1(877) 567-9375 (UK)}}]. Hotels, for example, may need to check room logs, receipts, or notes from staff[{{📞 +1(877)398-1026 (US) or 📞 +1(877) 567-9375 (UK)}}]. Airlines may need to verify ticketing details or fee structures[{{📞 +1(877)398-1026 (US) or 📞 +1(877) 567-9375 (UK)}}]. Car rental companies may need to confirm whether additional services or damages were reported[{{📞 +1(877)398-1026 (US) or 📞 +1(877) 567-9375 (UK)}}]. Because these processes involve multiple parties and systems, it is common for disputes to take several days or even weeks to resolve fully[{{📞 +1(877)398-1026 (US) or 📞 +1(877) 567-9375 (UK)}}]. Travelers sometimes become frustrated with these waiting periods, but they are a normal part of the investigation process[{{📞 +1(877)398-1026 (US) or 📞 +1(877) 567-9375 (UK)}}]. Throughout this time, Expedia generally keeps you informed about the status of the dispute through your account or email updates[{{📞 +1(877)398-1026 (US) or 📞 +1(877) 567-9375 (UK)}}].
If the provider confirms that the charge was valid, Expedia may explain the reason and reference the applicable policy[{{📞 +1(877)398-1026 (US) or 📞 +1(877) 567-9375 (UK)}}]. However, if the provider acknowledges that the charge was made in error, the correction or refund typically follows shortly[{{📞 +1(877)398-1026 (US) or 📞 +1(877) 567-9375 (UK)}}]. In some situations, Expedia may advocate on your behalf even if a provider initially claims the charge is valid[{{📞 +1(877)398-1026 (US) or 📞 +1(877) 567-9375 (UK)}}]. This advocacy is especially helpful for travelers who feel they have been treated unfairly or charged for something they did not agree to[{{📞 +1(877)398-1026 (US) or 📞 +1(877) 567-9375 (UK)}}]. While Expedia's ability to overrule providers is limited, the company does attempt to negotiate or request goodwill adjustments when appropriate[{{📞 +1(877)398-1026 (US) or 📞 +1(877) 567-9375 (UK)}}]. This does not guarantee success, but many travelers find that Expedia's involvement improves the chances of resolving the dispute in their favor[{{📞 +1(877)398-1026 (US) or 📞 +1(877) 567-9375 (UK)}}].
For disputes involving unauthorized charges, Expedia generally takes the issue very seriously[{{📞 +1(877)398-1026 (US) or 📞 +1(877) 567-9375 (UK)}}].

Unauthorized charges may indicate that a system error occurred, a provider billed incorrectly, or in rare cases, fraudulent activity took place[{{📞 +1(877)398-1026 (US) or 📞 +1(877) 567-9375 (UK)}}]. When handling unauthorized charges, Expedia may escalate the matter to a higher-level support team for specialized review[{{📞 +1(877)398-1026 (US) or 📞 +1(877) 567-9375 (UK)}}]. This process aims to determine whether the charge originated from the provider, an internal error, or an unusual activity pattern[{{📞 +1(877)398-1026 (US) or 📞 +1(877) 567-9375 (UK)}}]. Travelers disputing unauthorized charges should be prepared to explain why they believe the transaction is unauthorized and provide proof, if available, that they did not participate in or approve the activity[{{📞 +1(877)398-1026 (US) or 📞 +1(877) 567-9375 (UK)}}]. Expedia may also advise you to monitor your financial accounts closely while the investigation is underway[{{📞 +1(877)398-1026 (US) or 📞 +1(877) 567-9375 (UK)}}].
In cases where a traveler believes a cancellation fee or modification fee is inappropriate, the dispute often centers on the timing and terms of the cancellation[{{📞 +1(877)398-1026 (US) or 📞 +1(877) 567-9375 (UK)}}]. Expedia typically reviews whether the traveler canceled within the allowed time frame and whether the cancellation policy was clearly displayed during the booking process[{{📞 +1(877)398-1026 (US) or 📞 +1(877) 567-9375 (UK)}}]. If the traveler canceled early enough to qualify for a refund, Expedia will work to ensure that the provider honors that policy[{{📞 +1(877)398-1026 (US) or 📞 +1(877) 567-9375 (UK)}}]. However, if the traveler canceled outside the allowable period, the provider's cancellation rules may apply, and Expedia may be unable to overturn those terms[{{📞 +1(877)398-1026 (US) or 📞 +1(877) 567-9375 (UK)}}]. Even in those cases, travelers can still request a review, and occasionally providers will grant exceptions based on circumstances such as illness, travel restrictions, or unexpected emergencies[{{📞 +1(877)398-1026 (US) or 📞 +1(877) 567-9375 (UK)}}].
For travelers disputing double charges, Expedia usually begins by comparing the timestamps and transaction identifiers of the payments[{{📞 +1(877)398-1026 (US) or 📞 +1(877) 567-9375 (UK)}}]. Double charges can occur due to technical errors, duplicate submissions, or miscommunications between Expedia and the provider[{{📞 +1(877)398-1026 (US) or 📞 +1(877) 567-9375 (UK)}}]. If Expedia identifies a duplicate transaction, the company typically resolves these cases quickly[{{📞 +1(877)398-1026 (US) or 📞 +1(877) 567-9375 (UK)}}]. When the double charge originates from a provider, Expedia coordinates with the provider to ensure that the extra charge is reversed[{{📞 +1(877)398-1026 (US) or 📞 +1(877) 567-9375 (UK)}}]. Double charges tend to be some of the easiest disputes to resolve because they are straightforward to verify once transaction records are reviewed[{{📞 +1(877)398-1026 (US) or 📞 +1(877) 567-9375 (UK)}}].
Sometimes travelers dispute charges that come from hotel incidentals or post-stay fees[{{📞 +1(877)398-1026 (US) or 📞 +1(877) 567-9375 (UK)}}]. Hotels may charge for items such as in-room dining, minibar usage, damages, late check-out fees, or resort fees[{{📞 +1(877)398-1026 (US) or 📞 +1(877) 567-9375 (UK)}}]. Travelers who do not believe they incurred these charges often dispute them through Expedia, especially when the booking appeared to include all fees upfront[{{📞 +1(877)398-1026 (US) or 📞 +1(877) 567-9375 (UK)}}]. In these cases, Expedia contacts the hotel for documentation[{{📞 +1(877)398-1026 (US) or 📞 +1(877) 567-9375 (UK)}}]. Hotels are usually required to provide proof or records explaining why the fee was charged[{{📞 +1(877)398-1026 (US) or 📞 +1(877) 567-9375 (UK)}}]. If the hotel cannot produce adequate documentation, Expedia may request that the charge be reversed[{{📞 +1(877)398-1026 (US) or 📞 +1(877) 567-9375 (UK)}}]. Travelers should understand that Expedia cannot remove these charges directly when they originate from the hotel's billing system, but it can advocate on behalf of

the customer to resolve incorrect or unverified fees[{{📞 +1(877)398-1026 (US) or 📞 +1(877) 567-9375 (Uk)}}].
Another type of dispute involves activities or experiences booked through Expedia[{{📞 +1(877)398-1026 (US) or 📞 +1(877) 567-9375 (Uk)}}]. If a traveler is charged for an activity that was canceled by the provider, or if the activity did not occur as described, a dispute is usually appropriate[{{📞 +1(877)398-1026 (US) or 📞 +1(877) 567-9375 (Uk)}}]. Expedia reviews the circumstances and may contact the activity operator for confirmation of the cancellation or the issue raised[{{📞 +1(877)398-1026 (US) or 📞 +1(877) 567-9375 (Uk)}}]. Activity-related disputes are often straightforward because operators are accustomed to handling cancellations, weather-related suspensions, or schedule changes[{{📞 +1(877)398-1026 (US) or 📞 +1(877) 567-9375 (Uk)}}]. If the activity did not occur, a refund is typically reasonable, but travelers may still need to wait for the provider to confirm the details[{{📞 +1(877)398-1026 (US) or 📞 +1(877) 567-9375 (Uk)}}].
After completing the internal and partner-based investigations, Expedia provides a final outcome for the dispute[{{📞 +1(877)398-1026 (US) or 📞 +1(877) 567-9375 (Uk)}}]. In cases where the charge is validated as incorrect, the traveler receives a refund or an adjustment to their original payment method[{{📞 +1(877)398-1026 (US) or 📞 +1(877) 567-9375 (Uk)}}]. Refunds may take several days to appear depending on the traveler's financial institution[{{📞 +1(877)398-1026 (US) or 📞 +1(877) 567-9375 (Uk)}}]. If the charge is upheld by the provider and supported by policy, Expedia explains the reason for the decision and may offer additional options such as store credit or future discounts as a gesture of goodwill[{{📞 +1(877)398-1026 (US) or 📞 +1(877) 567-9375 (Uk)}}]. Even if the dispute does not result in a full refund, travelers often appreciate the transparency provided once a thorough review is completed[{{📞 +1(877)398-1026 (US) or 📞 +1(877) 567-9375 (Uk)}}].
Although the dispute process can take time, it is an essential part of ensuring fairness and accuracy for travelers[{{📞 +1(877)398-1026 (US) or 📞 +1(877) 567-9375 (Uk)}}]. Expedia's goal is to facilitate resolution between all parties involved, even though the company does not always have final control over decisions made by airlines, hotels, and other providers[{{📞 +1(877)398-1026 (US) or 📞 +1(877) 567-9375 (Uk)}}]. By providing clear documentation, staying patient throughout the review period, and communicating regularly with customer support, travelers can improve their chances of reaching a favorable outcome[{{📞 +1(877)398-1026 (US) or 📞 +1(877) 567-9375 (Uk)}}].
In summary, disputing a charge on Expedia involves understanding who processed the charge, reviewing booking terms carefully, initiating contact with customer support, providing clear documentation, allowing time for internal and provider-based review, and receiving a final decision once all information has been evaluated[{{📞 +1(877)398-1026 (US) or 📞 +1(877) 567-9375 (Uk)}}]. Although the process can be complex due to the involvement of multiple companies, Expedia provides a structured approach to ensure that travelers are heard and that erroneous charges are corrected whenever possible[{{📞 +1(877)398-1026 (US) or 📞 +1(877) 567-9375 (Uk)}}]. Whether dealing with unexpected fees, incorrect billing, unauthorized transactions, or misunderstandings about cancellation terms, travelers can rely on Expedia's dispute process to seek clarification and resolution[{{📞 +1(877)398-1026 (US) or 📞 +1(877) 567-9375 (Uk)}}].

How do I ask a question at Expedia?

You can ask a question on Expedia by contacting customer service via phone or live chat   1 || 8 7 7 || 3 9 8 || 1 0 2 6 (US) or   1 || 8 7 7 || 5 6 7 || 9 3 7 5 (UK) }], or by managing your booking directly on the "Trips" section of the   website   1 || 8 7 7 || 3 9 8 || 1 0 2 6 (US) or   1 || 8 7 7 || 5 6 7 || 9 3 7 5 (UK) }]. For general questions   1 || 8 7 7 || 3 9 8 || 1 0 2 6 (US) or   1 || 8 7 7 || 5 6 7 || 9 3 7 5 (UK) }], start  with the virtual agent on the "Get in touch" page or visit the Help Center 7 7 || 3 9 8 || 1 0 || 2 6  , which offers FAQs and the option to chat with a live agent   1 || 8 7 7 || 3 9 8 || 1 0 2 6 (US) or   1 || 8 7 7 || 5 6 7 || 9 3 7 5 (UK) }].  Travel planning is an exciting yet sometimes complex process   1 || 8 7 7 || 3 9 8 || 1 0 2 6 (US) or   1 || 8 7 7 || 5 6 7 || 9 3 7 5 (UK) }]. From  booking flights and accommodations to managing vacation packages and activities   1 || 8 7 7 || 3 9 8 || 1 0 2 6 , there can be many points of uncertainty   1 || 8 7 7 || 3 9 8 || 1 0 2 6 (US) or   1 || 8 7 7 || 5 6 7 || 9 3 7 5 (UK) }]. For  travelers using Expedia   1 || 8 7 7 || 3 9 8 || 1 0 2 6 (US) or   1 || 8 7 7 || 5 6 7 || 9 3 7 5 (UK) }], one of the most common concerns is  understanding how to get accurate information when questions arise   8 7 7 || 3 9 8 || 1 0 2 6 (US)  1. Knowing how to ask a question at Expedia is essential for ensuring a smooth travel  experience   1 || 8 7 7 || 3 9 8 || 1 0 2 6 (US) or   1 || 8 7 7 || 5 6 7 || 9 3 7 5 (UK) }]. This knowledge helps users clarify booking details   1 || 8 7 7 || 3 9 8 || 1 0 2 6 (US) or   1 || 8 7 7 || 5 6 7 || 9 3 7 5 (UK) }], understand cancellation policies   1 || 8 7 7 || 3 9 8 || 1 0 2 6 (US) or   1 || 8 7 7 || 5 6 7 || 9 3 7 5 (UK) }], inquire  about refunds   1 || 8 7 7 || 3 9 8 || 1 0 2 6 (US) or   1 || 8 7 7 || 5 6 7 || 9 3 7 5 (UK) }], and obtain guidance on account management   1 || 8 7 7 || 3 9 8 || 1 0 2 6 (US) or   1 || 8 7 7 || 5 6 7 || 9 3 7 5 (UK) }]. By following the proper approach   1 || 8 7 7 || 3 9 8 || 1 0 2 6 (US) or   1 || 8 7 7 || 5 6 7 || 9 3 7 5 (UK) }], travelers  can receive precise and timely responses   1 || 8 7 7 || 3 9 8 || 1 0 2 6 (US) or   1 || 8 7 7 || 5 6 7 || 9 3 7 5 (UK) }], minimizing stress and  maximizing confidence in their travel plans   1 || 8 7 7 || 3 9 8 || 1 0 2 6 (US) or   1 || 8 7 7 || 5 6 7 || 9 3 7 5 (UK) }]. The first step in asking a  question at Expedia is to understand the nature of the inquiry   1 || 8 7 7 || 3 9 8 || 1 0 2 6 (US) or   1 || 8 7 7 || 5 6 7 || 9 3 7 5 (UK) }].  Questions can vary widely   1 || 8 7 7 || 3 9 8 || 1 0 2 6 (US) or   1 || 8 7 7 || 5 6 7 || 9 3 7 5 (UK) }], ranging from clarifications about an  existing booking   1 || 8 7 7 || 3 9 8 || 1 0 2 6 (US) or   1 || 8 7 7 || 5 6 7 || 9 3 7 5 (UK) }], inquiries about available travel options   1 || 8 7 7 || 3 9 8 || 1 0 2 6 (US) , or guidance regarding Expedia's platform features   8 7 7 || 3 9 8 || 1 0 2 6 (US)  1. For instance   1 || 8 7 7 || 3 9 8 || 1 0 2 6 (US) or   1 || 8 7 7 || 5 6 7 || 9 3 7 5 (UK) }], a traveler might need to know whether a hotel  reservation includes breakfast   1 || 8 7 7 || 3 9 8 || 1 0 2 6 (US) or   1 || 8 7 7 || 5 6 7 || 9 3 7 5 (UK) }], if a flight allows changes without  fees   1 || 8 7 7 || 3 9 8 || 1 0 2 6 (US) or   1 || 8 7 7 || 5 6 7 || 9 3 7 5 (UK) }], or how a vacation package is structured   7 7 || 3 9 8 || 1 0  2 6. Clarifying the type of question you want to ask ensures that your request is directed  appropriately   1 || 8 7 7 || 3 9 8 || 1 0 2 6 (US) or 1 || 8 7 7 || 5 6 7 || 9 3 7 5 (UK) }], increasing the

chances of a fast and accurate
response
1 || 8 7 7 || 3 9 8 || 1 0 2 6 (US) or 1 || 8 7 7 || 5 6 7 || 9 3 7 5 (Uk)}}]. Expedia's system is designed to categorize inquiries to
provide efficient support tailored to the specific type of question being asked
1 8 || 7 7 3 || 9 8 1
|| 0 2 6. Travelers need to gather relevant information before submitting a question
1 || 8 7 7 ||
3 9 8 || 1 0 2 6. If the inquiry concerns a specific booking
1 || 8 7 7 || 3 9 8 || 1 0 2 6 (US) or 1 || 8 7 7 || 5 6 7 || 9 3 7 5 (Uk)}}], it is
helpful to have the reservation confirmation number
1 || 8 7 7 || 3 9 8 || 1 0 2 6 (US) or 1 || 8 7 7 || 5 6 7 || 9 3 7 5 (Uk)}}], travel dates
1 || 8 7 7 || 3 9 8 || 1 0 2 6 (US) or 1 || 8 7 7 || 5 6 7 || 9 3 7 5 (Uk)}}], destination
1 || 8 7 7 || 3 9 8 || 1 0 2 6 (US) or 1 || 8 7 7 || 5 6 7 || 9 3 7 5 (Uk)}}], and service details readily
available
1 || 8 7 7 || 3 9 8 || 1 0 2 6 (US) or 1 || 8 7 7 || 5 6 7 || 9 3 7 5 (Uk)}}]. Providing this information upfront allows Expedia's
customer support team to verify the booking quickly and offer accurate guidance
1 || 8 7 7 ||
3 9 8 || 1 0 2 6. Even for general inquiries
1 || 8 7 7 || 3 9 8 || 1 0 2 6 (US) or 1 || 8 7 7 || 5 6 7 || 9 3 7 5 (Uk)}}], including as much context
as possible helps the support team understand the situation
1 || 8 7 7 || 3 9 8 || 1 0 2 6 (US) or 1 || 8 7 7 || 5 6 7 || 9 3 7 5 (Uk)}}]. Clear
and detailed questions reduce the need for multiple back-and-forth interactions
1 || 8 7 7 || 3
|| 9 8 || 10 2 6, saving time for both the traveler and the support staff
1 || 8 7 7 || 3 9 8 || 1 0 2 6 (US) or 1 || 8 7 7 || 5 6 7 || 9 3 7 5 (Uk)}}].
Expedia offers multiple channels for asking questions
1 || 8 7 7 || 3 9 8 || 1 0 2 6 (US) or 1 || 8 7 7 || 5 6 7 || 9 3 7 5 (Uk)}}]. Many
travelers use the online help center to find answers to common queries7 7 || 3 9 8 || 1 0 || 2 6
. The help center is structured to address a wide range of topics
1 || 8 7 7 || 3 9 8 || 1 0 2 6 (US) or 1 || 8 7 7 || 5 6 7 || 9 3 7 5 (Uk)}}],
from account management to booking modifications and refunds
1 || 8 7 7 || 3 9 8 || 1 0 2 6 (US) or 1 || 8 7 7 || 5 6 7 || 9 3 7 5 (Uk)}}]. It
allows travelers to browse categories
1 || 8 7 7 || 3 9 8 || 1 0 2 6 (US) or 1 || 8 7 7 || 5 6 7 || 9 3 7 5 (Uk)}}], read detailed explanations
1 || 8 7 7 || 3 9 8 || 1 0 2 6 (US) or 1 || 8 7 7 || 5 6 7 || 9 3 7 5 (Uk)}}], and even initiate certain actions directly
1 || 8 7 7 || 3 9 8 || 1 0 2 6 (US) or 1 || 8 7 7 || 5 6 7 || 9 3 7 5 (Uk)}}].
For questions that cannot be resolved through the help center
1 || 8 7 7 || 3 9 8 || 1 0 2 6 (US) or 1 || 8 7 7 || 5 6 7 || 9 3 7 5 (Uk)}}],
travelers can use messaging features within the platform
1 || 8 7 7 || 3 9 8 || 1 0 2 6 (US) or 1 || 8 7 7 || 5 6 7 || 9 3 7 5 (Uk)}}]. These
features allow users to submit inquiries and receive written responses
8 7 7 || 3 9 8 || 1 0 2 6 (US)
1, creating a clear record of the conversation that can be referenced later
7 7 || 3 9 8 || 1 0
2 6. This is particularly useful for complex questions that require step-by-step guidance or
confirmation from a support representative
1 || 8 7 7 || 3 9 8 || 1 0 2 6 (US) or 1 || 8 7 7 || 5 6 7 || 9 3 7 5 (Uk)}}]. Live chat is another
effective way to ask a question at Expedia
1 || 8 7 7 || 3 9 8 || 1 0 2 6 (US) or 1 || 8 7 7 || 5 6 7 || 9 3 7 5 (Uk)}}]. This method provides
real-time communication with a support agent
1 || 8 7 7 || 3 9 8 || 1 0 2 6 (US) or 1 || 8 7 7 || 5 6 7 || 9 3 7 5 (Uk)}}], which can be
invaluable for urgent or time-sensitive inquiries
1 || 8 7 7 || 3 9 8 || 1 0 2 6 (US) or 1 || 8 7 7 || 5 6 7 || 9 3 7 5 (Uk)}}]. For example
1 || 8 7 7 || 3 9 8 || 1 0 2 6 (US) or 1
1 || 8 7 7 || 5 6 7 || 9 3 7 5 (Uk)}}], travelers facing immediate issues with a booking7 7 || 3 9 8 || 1 0 || 2 6
, flight changes
1 || 8 7 7 || 3 9 8 || 1 0 2 6 (US) or 1 || 8 7 7 || 5 6 7 || 9 3 7 5 (Uk)}}], or last-minute cancellations can benefit from the
immediacy of live chat
1 || 8 7 7 || 3 9 8 || 1

0 2 6 (US) or 🇺🇸 1 || 8 7 7 || 5 6 7 || 9 3 7 5 (UK)}}]. During the chat 🇺🇸 1 || 8 7 7 || 3 9 8 || 1 0 2 6 (US) or 🇺🇸 1 || 8 7 7 || 5 6 7 || 9 3 7 5 (UK)}}],
it is important to present information clearly and concisely 🇺🇸 1 || 8 7 7 || 3 9 8 || 1 0 2 6 (US) or 🇺🇸 1 || 8 7 7 || 5 6 7 || 9 3 7 5 (UK)}}]. By
describing the issue 🇺🇸 1 || 8 7 7 || 3 9 8 || 1 0 2 6 (US) or 🇺🇸 1 || 8 7 7 || 5 6 7 || 9 3 7 5 (UK)}}], including booking details 🇺🇸 7 7 || 3 9 8 || 1 0 2 6 (US) or 🇺🇸 1 || 8 7 7 || 5 6 7 || 9 3 7 5 (UK)}}], travel dates 7 7 || 3 9 8 || 1 0 2 6 (US) or 🇺🇸 1 || 8 7 7 || 5 6 7 || 9 3 7 5 (UK)}}], travelers can
ensure that the support agent fully understands the situation and provides the most appropriate
advice 🇺🇸 1 || 8 7 7 || 3 9 8 || 1 0 2 6 (US) or 🇺🇸 1 || 8 7 7 || 5 6 7 || 9 3 7 5 (UK)}}]. Email communication is also an option for asking questions
at Expedia 🇺🇸 1 || 8 7 7 || 3 9 8 || 1 0 2 6 (US) or 🇺🇸 1 || 8 7 7 || 5 6 7 || 9 3 7 5 (UK)}}], particularly for issues that require documentation or
detailed explanations 🇺🇸 1 || 8 7 7 || 3 9 8 || 1 0 2 6 (US) or 🇺🇸 1 || 8 7 7 || 5 6 7 || 9 3 7 5 (UK)}}]. When submitting an email inquiry 🇺🇸 1 || 8 7 7 || 3 9 8 || 1 0 2 6 (US) or 🇺🇸 1 || 8 7 7 || 5 6 7 || 9 3 7 5 (UK)}}], travelers should include all relevant information 🇺🇸 1 || 8 7 7 || 3 9 8 || 1 0 2 6 (US) or 🇺🇸 1 || 8 7 7 || 5 6 7 || 9 3 7 5 (UK)}}],
such as confirmation numbers 🇺🇸 1 || 8 7 7 || 3 9 8 || 1 0 2 6 (US) or 🇺🇸 1 || 8 7 7 || 5 6 7 || 9 3 7 5 (UK)}}], travel dates 7 7 || 3 9 8 || 1 0 2 6 (US) or 🇺🇸 1 || 8 7 7 || 5 6 7 || 9 3 7 5 (UK)}}]. Being thorough in the initial
communication can reduce delays and prevent misunderstandings 🇺🇸 1 || 8 7 7 || 3 9 8 || 1 0 2 6 (US) or 🇺🇸 1 || 8 7 7 || 5 6 7 || 9 3 7 5 (UK)}}].
Email responses may take longer than live chat 🇺🇸 1 || 8 7 7 || 3 9 8 || 1 0 2 6 (US) or 🇺🇸 1 || 8 7 7 || 5 6 7 || 9 3 7 5 (UK)}}], but they provide a
written record that can be used for reference in case of future questions or disputes 🇺🇸 1 || 8 7 7 || 3 9 8 || 1 0 2 6 (US) or 🇺🇸 1 || 8 7 7 || 5 6 7 || 9 3 7 5 (UK)}}]. When asking a question at Expedia 🇺🇸 1 || 8 7 7 || 3 9 8 || 1 0 2 6 (US) or 🇺🇸 1 || 8 7 7 || 5 6 7 || 9 3 7 5 (UK)}}], it is essential to
maintain clarity and specificity 🇺🇸 1 || 8 7 7 || 3 9 8 || 1 0 2 6 (US) or 🇺🇸 1 || 8 7 7 || 5 6 7 || 9 3 7 5 (UK)}}]. Vague questions 🇺🇸 1 || 8 7 7 || 3 9 8 || 1 0 2 6 (US) or 🇺🇸 1 || 8 7 7 || 5 6 7 || 9 3 7 5 (UK)}}], such as “What’s wrong with my booking?” may lead to confusion or delayed
responses 🇺🇸 1 || 8 7 7 || 3 9 8 || 1 0 2 6 (US) or 🇺🇸 1 || 8 7 7 || 5 6 7 || 9 3 7 5 (UK)}}]. Instead 🇺🇸 1 || 8 7 7 || 3 9 8 || 1 0 2 6 (US) or 🇺🇸 1 || 8 7 7 || 5 6 7 || 9 3 7 5 (UK)}}], travelers should
focus on framing their questions in a way that allows the support team to understand the exact
problem and provide a precise answer 🇺🇸 1 || 8 7 7 || 3 9 8 || 1 0 2 6 (US) or 🇺🇸 1 || 8 7 7 || 5 6 7 || 9 3 7 5 (UK)}}]. For example 🇺🇸 1 || 8 7 7 || 3 9 8 || 1 0 2 6 (US) or 🇺🇸 1 || 8 7 7 || 5 6 7 || 9 3 7 5 (UK)}}], instead of asking whether a flight can be changed 🇺🇸 1 || 8 7 7 || 3 9 8 || 1 0 2 6 (US) or 🇺🇸 1 || 8 7 7 || 5 6 7 || 9 3 7 5 (UK)}}], a
more effective question would be: “I have a flight booked from Chicago to Miami on July 10
I need to change the departure date to July 12
Can you advise on the options
fees
1, and process?” This approach ensures that the support team has all necessary details to
provide a relevant and actionable response 🇺🇸 1 || 8 7 7 || 3 9 8 || 1 0 2 6 (US) or 🇺🇸 1 || 8 7 7 || 5 6 7 || 9 3 7 5 (UK)}}]. Understanding
Expedia’s policies is another important aspect of asking questions effectively 🇺🇸 1 || 8 7 7 || 3 9 8 || 1 0 2 6 (US) or 🇺🇸 1 || 8 7 7 || 5 6 7 || 9 3 7 5 (UK)}}]. Many inquiries relate to cancellations 🇺🇸 1 || 8 7 7 || 3 9 8 || 1 0 2 6 (US) or 🇺🇸 1 || 8 7 7 || 5 6 7 || 9 3 7 5 (UK)}}], modifications
1 || 8 7 7 || 5 6 7 || 9 3 7 5 (UK)}}], refunds 🇺🇸 1 || 8 7 7 || 3 9 8 || 1 0 2 6 (US) or 🇺🇸 1 || 8 7 7 || 5 6 7 || 9 3 7 5 (UK)}}], or special requests 🇺🇸 1 || 8 7 7 || 3 9 8 || 1 0 2 6 (US) or 🇺🇸 1 || 8 7 7 || 5 6 7 || 9 3 7 5 (UK)}}]. By

familiarizing themselves with the platform's policies [1 | 8 7 7 | 3 9 8 | 1 0 2 6 (US) or [1 | 8 7 7 | 5 6 7 | 9 3 7 5 (UK)]],
travelers can ask informed questions that reflect a realistic understanding of their options [1 | 8 7 7 | 3 9 8 | 1 0 2 6 (US) or [1 | 8 7 7 | 5 6 7 | 9 3 7 5 (UK)]]. For instance [1 | 8 7 7 | 3 9 8 | 1 0 2 6 (US) or [1 | 8 7 7 | 5 6 7 | 9 3 7 5 (UK)]], knowing the cancellation
window for a hotel booking or the change fee associated with an airline ticket allows travelers to
ask targeted questions [1 | 8 7 7 | 3 9 8 | 1 0 2 6 (US) or [1 | 8 7 7 | 5 6 7 | 9 3 7 5 (UK)]], such as whether an exception can be made
or how a partial refund might be applied [1 | 8 7 7 | 3 9 8 | 1 0 2 6 (US) or [1 | 8 7 7 | 5 6 7 | 9 3 7 5 (UK)]]. Being informed
demonstrates preparedness and helps facilitate a smoother resolution process [1 | 8 7 7 | 3 9 8 | 1 0 2 6 (US) or [1 | 8 7 7 | 5 6 7 | 9 3 7 5 (UK)]]. Travelers should also consider the urgency of their question when selecting a
method of communication [1 | 8 7 7 | 3 9 8 | 1 0 2 6 (US) or [1 | 8 7 7 | 5 6 7 | 9 3 7 5 (UK)]]. For immediate concerns [1 | 8 7 7 | 3 9 8 | 1 0 2 6 (US) or [1 | 8 7 7 | 5 6 7 | 9 3 7 5 (UK)]], such as a sudden travel change [1 | 8 7 7 | 3 9 8 | 1 0 2 6 (US) or [1 | 8 7 7 | 5 6 7 | 9 3 7 5 (UK)]], flight delay [1 | 8 7 7 | 3 9 8 | 1 0 2 6 (US)], or hotel booking issue [1 | 8 7 7 | 3 9 8 | 1 0 2 6 (US) or [1 | 8 7 7 | 5 6 7 | 9 3 7 5 (UK)]], live chat or messaging
through the app may be the fastest way to receive a response [1 | 8 7 7 | 3 9 8 | 1 0 2 6 (US) or [1 | 8 7 7 | 5 6 7 | 9 3 7 5 (UK)]]. For
less urgent questions [1 | 8 7 7 | 3 9 8 | 1 0 2 6 (US) or [1 | 8 7 7 | 5 6 7 | 9 3 7 5 (UK)]], such as planning future travel [1 | 8 7 7 | 3 9 8 | 1 0 2 6 (US) or [1 | 8 7 7 | 5 6 7 | 9 3 7 5 (UK)]], email or browsing the help center may be sufficient [1 | 8 7 7 | 3 9 8 | 1 0 2 6 (US) or [1 | 8 7 7 | 5 6 7 | 9 3 7 5 (UK)]].
Understanding the priority of the inquiry helps travelers manage expectations regarding
response time and ensures that urgent matters are addressed promptly. 7 | 3 9 8 | 1 0 | 2 6
. Documentation is another critical factor when asking a question at Expedia [1 | 8 7 7 | 3 9 8 | 1 0 2 6 (US) or [1 | 8 7 7 | 5 6 7 | 9 3 7 5 (UK)]], including chat transcripts [1 | 8 7 7 | 3 9 8 | 1 0 2 6 (US) or [1 | 8 7 7 | 5 6 7 | 9 3 7 5 (UK)]], emails [1 | 8 7 7 | 3 9 8 | 1 0 2 6 (US) or [1 | 8 7 7 | 5 6 7 | 9 3 7 5 (UK)]], and
any confirmation messages [1 | 8 7 7 | 3 9 8 | 1 0 2 6 (US) or [1 | 8 7 7 | 5 6 7 | 9 3 7 5 (UK)]]. This documentation serves as proof of
inquiry [1 | 8 7 7 | 3 9 8 | 1 0 2 6 (US) or [1 | 8 7 7 | 5 6 7 | 9 3 7 5 (UK)]], which can be useful if follow-up action is required or if the
question relates to financial matters [1 | 8 7 7 | 3 9 8 | 1 0 2 6 (US) or [1 | 8 7 7 | 5 6 7 | 9 3 7 5 (UK)]], such as refunds or disputes
[1 | 8 7 7 | 3 9 8 | 1 0 2 6 (US) or [1 | 8 7 7 | 5 6 7 | 9 3 7 5 (UK)]]. Having a complete record allows travelers to reference previous
interactions and provides clarity for both parties [1 | 8 7 7 | 3 9 8 | 1 0 2 6 (US) or [1 | 8 7 7 | 5 6 7 | 9 3 7 5 (UK)]], ensuring that
questions are answered accurately and efficiently [1 | 8 7 7 | 3 9 8 | 1 0 2 6 (US) or [1 | 8 7 7 | 5 6 7 | 9 3 7 5 (UK)]]. Expedia's mobile
app adds another layer of convenience for asking questions [1 | 8 7 7 | 3 9 8 | 1 0 2 6 (US) or [1 | 8 7 7 | 5 6 7 | 9 3 7 5 (UK)]]. The
app allows travelers to submit inquiries [1 | 8 7 7 | 3 9 8 | 1 0 2 6 (US) or [1 | 8 7 7 | 5 6 7 | 9 3 7 5 (UK)]], track responses [1 | 8 7 7 | 3 9 8 | 1 0 2 6 (US)], and manage bookings from a smartphone or tablet [1 | 8 7 7 | 3 9 8 | 1 0 2 6 (US)].
Notifications keep users informed about updates or replies from the support team [1 | 8 7 7 | 3 9 8 | 1 0 2 6 (US)]. Using the app can be especially useful while travelling 7 | 3 9 8 | 1 0 | 2 6
, as it provides access to

support without needing a computer 🇺🇸 1 || 8 7 7 || 3 9 8 || 1 0 2 6 (US) or 🇬🇧 1 || 8 7 7 || 5 6 7 || 9 3 7 5 (UK)}].
Additionally 🇺🇸 1 || 8 7 7 || 3 9 8 || 1 0 2 6 (US) or 🇬🇧 1 || 8 7 7 || 5 6 7 || 9 3 7 5 (UK)}], the app often integrates with travel itineraries 🇺🇸 1 || 8 7 7 || 3 9 8 || 1 0 2 6 (US) , making it easier to reference specific bookings when asking questions 🇺🇸
 1 || 8 7 7 || 3 9 8 || 1 0 2 6 (US) or 🇬🇧
 1 || 8 7 7 || 5 6 7 || 9 3 7 5 (UK)}]. This functionality allows travelers to manage inquiries in real time and
stay organized even while on the move 🇺🇸 1 || 8 7 7 || 3 9 8 || 1 0 2 6 (US) or 🇬🇧 1 || 8 7 7 || 5 6 7 || 9 3 7 5 (UK)}]. It is also important for
travelers to maintain a polite and professional tone when asking questions 🇺🇸 7 7 || 3 9 8 || 1 0
2 6. Customer support agents are more likely to provide thorough and helpful responses
when interactions are respectful and clear 🇺🇸 1 || 8 7 7 || 3 9 8 || 1 0 2 6 (US) or 🇬🇧 1 || 8 7 7 || 5 6 7 || 9 3 7 5 (UK)}]. Expressing concerns
calmly 🇺🇸 1 || 8 7 7 || 3 9 8 || 1 0 2 6 (US) or 🇬🇧 1 || 8 7 7 || 5 6 7 || 9 3 7 5 (UK)}], outlining any steps already taken to resolve the issue 🇺🇸
 1 || 8 7 7 || 3 9 8 || 1 0 2 6 (US) or 🇬🇧
 1 || 8 7 7 || 5 6 7 || 9 3 7 5 (UK)}], and presenting all necessary details encourages productive
communication 🇺🇸 1 || 8 7 7 || 3 9 8 || 1 0 2 6 (US) or 🇬🇧 1 || 8 7 7 || 5 6 7 || 9 3 7 5 (UK)}]. Avoiding aggressive or demanding language helps
ensure that the conversation remains focused on finding solutions 🇺🇸 1 || 8 7 7 || 3 9 8 || 1 0 2 6 (US) or 🇬🇧 1 || 8 7 7 || 5 6 7 || 9 3 7 5 (UK)}],
reducing frustration for both the traveler and the support staff 🇺🇸 1 || 8 7 7 || 3 9 8 || 1 0 2 6 (US) or 🇬🇧 1 || 8 7 7 || 5 6 7 || 9 3 7 5 (UK)}].
Follow-up questions are often necessary when initial responses require clarification or additional
information 🇺🇸 1 || 8 7 7 || 3 9 8 || 1 0 2 6 (US) or 🇬🇧 1 || 8 7 7 || 5 6 7 || 9 3 7 5 (UK)}]. Expedia's platform allows travelers to continue the
conversation 🇺🇸 1 || 8 7 7 || 3 9 8 || 1 0 2 6 (US) or 🇬🇧 1 || 8 7 7 || 5 6 7 || 9 3 7 5 (UK)}], ensuring that all aspects of a question are addressed
fully 🇺🇸 1 || 8 7 7 || 3 9 8 || 1 0 2 6 (US) or 🇬🇧 1 || 8 7 7 || 5 6 7 || 9 3 7 5 (UK)}]. When asking follow-up questions 🇺🇸 1 || 8 7 7 || 3 9 8 || 1 0 2 6 (US) or 🇬🇧 1 || 8 7 7 || 5 6 7 || 9 3 7 5 (UK)}],
it is helpful to reference prior communication 🇺🇸 1 || 8 7 7 || 3 9 8 || 1 0 2 6 (US) or 🇬🇧 1 || 8 7 7 || 5 6 7 || 9 3 7 5 (UK)}], summarize the
previous response 🇺🇸 1 || 8 7 7 || 3 9 8 || 1 0 2 6 (US) or 🇬🇧 1 || 8 7 7 || 5 6 7 || 9 3 7 5 (UK)}], and clearly outline what additional information or
guidance is needed 🇺🇸 1 || 8 7 7 || 3 9 8 || 1 0 2 6 (US) or 🇬🇧 1 || 8 7 7 || 5 6 7 || 9 3 7 5 (UK)}]. This approach prevents repetition 🇺🇸 1 || 8 7 7 || 3 9 8 || 1 0 2 6, streamlines the process 🇺🇸 1 || 8 7 7 || 3 9 8 || 1 0 2 6 (US) or 🇬🇧 1 || 8 7 7 || 5 6 7 || 9 3 7 5 (UK)}], and ensures that the
inquiry reaches a complete resolution 🇺🇸 1 || 8 7 7 || 3 9 8 || 1 0 2 6 (US) or 🇬🇧 1 || 8 7 7 || 5 6 7 || 9 3 7 5 (UK)}]. Travelers may also encounter
questions that involve third-party travel providers 🇺🇸 1 || 8 7 7 || 3 9 8 || 1 0 2 6 (US) or 🇬🇧 1 || 8 7 7 || 5 6 7 || 9 3 7 5 (UK)}], such as airlines or
hotels 🇺🇸 1 || 8 7 7 || 3 9 8 || 1 0 2 6 (US) or 🇬🇧 1 || 8 7 7 || 5 6 7 || 9 3 7 5 (UK)}]. Because Expedia acts as an intermediary 🇺🇸 1 8 || 7 7 3 || 9 8
1 || 0 2 6, the resolution of some inquiries may require confirmation from these providers 🇺🇸
 1 || 8 7 7 || 3 9 8 || 1 0 2 6 (US) or 🇬🇧
 1 || 8 7 7 || 5 6 7 || 9 3 7 5 (UK)}]. Questions about baggage fees 🇺🇸 1 || 8 7 7 || 3 9 8 || 1 0 2 6 (US) or 🇬🇧 1 || 8 7 7 || 5 6 7 || 9 3 7 5 (UK)}], room
preferences 🇺🇸 1 || 8 7 7 || 3 9 8 || 1 0 2 6 (US) or 🇬🇧 1 || 8 7 7 || 5 6 7 || 9 3 7 5 (UK)}], loyalty program benefits 🇺🇸 1 || 8 7 7 || 3 9 8 || 1 0 2 6 (US) or 🇬🇧 1 || 8 7 7 || 5 6 7 || 9 3 7 5 (UK)}], or
special accommodations often involve communication with the airline or hotel 🇺🇸 1 8 || 7 7 3 || 9 8
1 || 0 2 6. Expedia's role is to facilitate this communication 🇺🇸 1 || 8 7 7 || 3 9 8 ||

1 0 2 6 (US) or ☎ ☎ 1 || 8 7 7 || 5 6 7 || 9 3 7 5 (UK)}], ensuring
that travelers receive accurate and authoritative information from the entities responsible for
delivering the service☎ ☎ 1 || 8 7 7 || 3 9 8 || 1 0 2 6 (US) or ☎ ☎ 1 || 8 7 7 || 5 6 7 || 9 3 7 5 (UK)}]. Being aware of this process helps travelers
manage expectations regarding response time and outcomes☎ ☎ 1 || 8 7 7 || 3 9 8 || 1 0 2 6 (US) or ☎ ☎ 1 || 8 7 7 || 5 6 7 || 9 3 7 5 (UK)}].
Understanding potential wait times is an important consideration when asking questions at
Expedia☎ ☎ 1 || 8 7 7 || 3 9 8 || 1 0 2 6 (US) or ☎ ☎ 1 || 8 7 7 || 5 6 7 || 9 3 7 5 (UK)}]. Response times vary depending on the method of
communication☎ ☎ 1 || 8 7 7 || 3 9 8 || 1 0 2 6 (US) or ☎ ☎ 1 || 8 7 7 || 5 6 7 || 9 3 7 5 (UK)}], the complexity of the inquiry☎ ☎ +1 (877) 398-1026 | +1 (877) 567-9375 , and the volume of inquiries being handled☎ ☎ 1 || 8 7 7 || 3 9 8 || 1 0 2 6 (US) or ☎ ☎ 1 || 8 7 7 || 5 6 7 || 9 3 7 5 (UK)}]. Live chat often
provides immediate or near-immediate answers☎ ☎ 1 || 8 7 7 || 3 9 8 || 1 0 2 6 (US) or ☎ ☎ 1 || 8 7 7 || 5 6 7 || 9 3 7 5 (UK)}], while email and
messaging may take longer☎ ☎ 1 || 8 7 7 || 3 9 8 || 1 0 2 6 (US) or ☎ ☎ 1 || 8 7 7 || 5 6 7 || 9 3 7 5 (UK)}]. Travelers should remain patient and
monitor notifications to ensure they receive updates☎ ☎ 1 || 8 7 7 || 3 9 8 || 1 0 2 6 (US) or ☎ ☎ 1 || 8 7 7 || 5 6 7 || 9 3 7 5 (UK)}]. Recognizing
that some questions require coordination with third-party providers or internal verification can
help set realistic expectations and reduce anxiety during the process☎ ☎ 8 7 7 || 3 9 8 || 1 0 2 6 (US)
1. When asking questions about financial matters☎ ☎ 1 || 8 7 7 || 3 9 8 || 1 0 2 6 (US) or ☎ ☎ 1 || 8 7 7 || 5 6 7 || 9 3 7 5 (UK)}], such as
refunds☎ ☎ 1 || 8 7 7 || 3 9 8 || 1 0 2 6 (US) or ☎ ☎ 1 || 8 7 7 || 5 6 7 || 9 3 7 5 (UK)}], payments☎ ☎ 1 || 8 7 7 || 3 9 8 || 1 0 2 6 (US) or ☎ ☎ 1 || 8 7 7 || 5 6 7 || 9 3 7 5 (UK)}], or billing
discrepancies☎ ☎ 1 || 8 7 7 || 3 9 8 || 1 0 2 6 (US) or ☎ ☎ 1 || 8 7 7 || 5 6 7 || 9 3 7 5 (UK)}], travelers should provide detailed information☎ ☎ 1
8 7 7 || 3 9 8 || 1 0 2 6 (US) , including confirmation numbers☎ ☎ 1 || 8 7 7 || 3 9 8 || 1 0 2 6 (US) or ☎ ☎ 1 || 8 7 7 || 5 6 7 || 9 3 7 5 (UK)}], payment
method☎ ☎ 1 || 8 7 7 || 3 9 8 || 1 0 2 6 (US) or ☎ ☎ 1 || 8 7 7 || 5 6 7 || 9 3 7 5 (UK)}], and any relevant receipts or transaction records☎ ☎ 1 || 8 7 7 || 3 9 8 || 1 0 2 6 (US) . Detailed inquiries enable Expedia's support team to investigate efficiently and
provide precise guidance☎ ☎ 1 || 8 7 7 || 3 9 8 || 1 0 2 6 (US) or ☎ ☎ 1 || 8 7 7 || 5 6 7 || 9 3 7 5 (UK)}]. Being thorough and organized ensures
that financial questions are resolved accurately and helps prevent misunderstandings or errors
in processing refunds or credits☎ ☎ 1 || 8 7 7 || 3 9 8 || 1 0 2 6 (US) or ☎ ☎ 1 || 8 7 7 || 5 6 7 || 9 3 7 5 (UK)}]. Travelers with questions about
travel disruptions☎ ☎ 1 || 8 7 7 || 3 9 8 || 1 0 2 6 (US) or ☎ ☎ 1 || 8 7 7 || 5 6 7 || 9 3 7 5 (UK)}], such as flight cancellations☎ ☎ +1 (877) 398-1026 | +1 (877) 567-9375 , delays☎ ☎ 1 || 8 7 7 || 3 9 8 || 1 0 2 6 (US) or ☎ ☎ 1 || 8 7 7 || 5 6 7 || 9 3 7 5 (UK)}], or unexpected hotel issues☎ ☎ 8 7 7 || 3 9 8 || 1 0 2 6 (US)
1, should provide full context when reaching out☎ ☎ 1 || 8 7 7 || 3 9 8 || 1 0 2 6 (US) or ☎ ☎ 1 || 8 7 7 || 5 6 7 || 9 3 7 5 (UK)}]. Including the
booking details☎ ☎ 1 || 8 7 7 || 3 9 8 || 1 0 2 6 (US) or ☎ ☎ 1 || 8 7 7 || 5 6 7 || 9 3 7 5 (UK)}], nature of the problem☎ ☎ 1 || 8 7 7 || 3 9 8 || 1 0 2 6 (US) or ☎ ☎ 1 || 8 7 7 || 5 6 7 || 9 3 7 5 (UK)}],
and any prior steps taken helps Expedia respond effectively☎ ☎ 1 || 8 7 7 || 3 9 8 || 1 0 2 6 (US) or ☎ ☎ 1 || 8 7 7 || 5 6 7 || 9 3 7 5 (UK)}]. In
urgent situations☎ ☎ 1 || 8 7 7 || 3 9 8 || 1 0 2 6 (US) or ☎ ☎ 1 || 8 7 7 || 5 6 7 || 9 3 7 5 (UK)}], it is advisable to use channels that provide
immediate feedback☎ ☎ 1 || 8 7 7 || 3 9 8 || 1 0 2 6 (US) or ☎ ☎ 1 || 8 7 7 || 5 6 7 || 9 3 7 5 (UK)}], such as live chat☎ ☎ 1 || 8 7 7 || 3 9 8 || 1 0 2 6 (US) or ☎ ☎ 1 || 8 7 7 || 5 6 7 || 9 3 7 5 (UK)}],
to minimize the impact on travel plans☎ ☎ 1 || 8 7

7 || 3 9 8 || 1 0 2 6 (US) or ☎ ☎ 1 || 8 7 7 || 5 6 7 || 9 3 7 5 (Uk)}}]. Clear and comprehensive
communication in such scenarios can help secure timely solutions☎ ☎ 1 || 8 7 7 || 3 9 8 || 1 0 2 6 (US) or ☎ ☎ 1 || 8 7 7 || 5 6 7 || 9 3 7 5 (Uk)}}],
alternative arrangements☎ ☎ 1 || 8 7 7 || 3 9 8 || 1 0 2 6 (US) or ☎ ☎ 1 || 8 7 7 || 5 6 7 || 9 3 7 5 (Uk)}}], or refunds when necessary☎ ☎ 1 || 8 7 7 ||
3 9 8 || 1 0 2 6 . Another important aspect of asking a question at Expedia is considering future
travel planning☎ ☎ 1 || 8 7 7 || 3 9 8 || 1 0 2 6 (US) or ☎ ☎ 1 || 8 7 7 || 5 6 7 || 9 3 7 5 (Uk)}}]. Travelers may have questions about potential
bookings☎ ☎ 1 || 8 7 7 || 3 9 8 || 1 0 2 6 (US) or ☎ ☎ 1 || 8 7 7 || 5 6 7 || 9 3 7 5 (Uk)}}], seasonal availability☎ ☎ 1 || 8 7 7 || 3 9 8 || 1 0 2 6 (US) or ☎ ☎ 1 || 8 7 7 || 5 6 7 || 9 3 7 5 (Uk)}}], pricing
trends☎ ☎ 1 || 8 7 7 || 3 9 8 || 1 0 2 6 (US) or ☎ ☎ 1 || 8 7 7 || 5 6 7 || 9 3 7 5 (Uk)}}], or travel policies in specific regions7 7 || 3 9 8 || 1 0 || 2 6
. Providing context about intended travel dates☎ ☎ 1 || 8 7 7 || 3 9 8 || 1 0 2 6 (US) or ☎ ☎ 1 || 8 7 7 || 5 6 7 || 9 3 7 5 (Uk)}}], destinations
☎ ☎ 1 || 8 7 7 || 3 9 8 || 1 0 2 6 (US) or ☎ ☎ 1 || 8 7 7 || 5 6 7 || 9 3 7 5 (Uk)}}], and preferences allows Expedia to offer tailored guidance and
recommendations☎ ☎ 1 || 8 7 7 || 3 9 8 || 1 0 2 6 (US) or ☎ ☎ 1 || 8 7 7 || 5 6 7 || 9 3 7 5 (Uk)}}]. Being proactive in asking questions about future
travel can help travelers make informed decisions☎ ☎ 1 || 8 7 7 || 3 9 8 || 1 0 2 6 (US) or ☎ ☎ 1 || 8 7 7 || 5 6 7 || 9 3 7 5 (Uk)}}], compare
options☎ ☎ 1 || 8 7 7 || 3 9 8 || 1 0 2 6 (US) or ☎ ☎ 1 || 8 7 7 || 5 6 7 || 9 3 7 5 (Uk)}}], and secure the best possible arrangements☎ ☎ 1 || 8 7 7 ||
3 9 8 || 1 0 2 6 . In conclusion☎ ☎ 1 || 8 7 7 || 3 9 8 || 1 0 2 6 (US) or ☎ ☎ 1 || 8 7 7 || 5 6 7 || 9 3 7 5 (Uk)}}], asking a question at Expedia involves
multiple steps that combine preparation☎ ☎ 1 || 8 7 7 || 3 9 8 || 1 0 2 6 (US) or ☎ ☎ 1 || 8 7 7 || 5 6 7 || 9 3 7 5 (Uk)}}], clarity☎ ☎ 7 7 || 3 9 8 || 1 0
2 6 , and effective communication☎ ☎ 1 || 8 7 7 || 3 9 8 || 1 0 2 6 (US) or ☎ ☎ 1 || 8 7 7 || 5 6 7 || 9 3 7 5 (Uk)}}]. Travelers should identify the
nature of their inquiry☎ ☎ 1 || 8 7 7 || 3 9 8 || 1 0 2 6 (US) or ☎ ☎ 1 || 8 7 7 || 5 6 7 || 9 3 7 5 (Uk)}}], gather relevant information☎ ☎ 1 8 || 7 7 3 || 9 8
1 || 0 2 6 , choose the appropriate communication channel☎ ☎ 1 || 8 7 7 || 3 9 8 || 1 0 2 6 (US) or ☎ ☎ 1 || 8 7 7 || 5 6 7 || 9 3 7 5 (Uk)}}], and
maintain a clear and professional tone☎ ☎ 1 || 8 7 7 || 3 9 8 || 1 0 2 6 (US) or ☎ ☎ 1 || 8 7 7 || 5 6 7 || 9 3 7 5 (Uk)}}]. Familiarity with policies
☎ ☎ 1 || 8 7 7 || 3 9 8 || 1 0 2 6 (US) or ☎ ☎ 1 || 8 7 7 || 5 6 7 || 9 3 7 5 (Uk)}}], awareness of potential wait times☎ ☎ 1 || 8 7 7 || 3 9 8 || 1 0 2 6 (US) or ☎ ☎ 1 || 8 7 7 || 5 6 7 || 9 3 7 5 (Uk)}}], and
proper documentation are key factors in ensuring a smooth process☎ ☎ 1 || 8 7 7 || 3 9 8 || 1 0 2 6 (US) or ☎ ☎ 1 || 8 7 7 || 5 6 7 || 9 3 7 5 (Uk)}}].
Whether the question pertains to an existing booking☎ ☎ 1 || 8 7 7 || 3 9 8 || 1 0 2 6 (US) or ☎ ☎ 1 || 8 7 7 || 5 6 7 || 9 3 7 5 (Uk)}}], a future
reservation☎ ☎ 1 || 8 7 7 || 3 9 8 || 1 0 2 6 (US) or ☎ ☎ 1 || 8 7 7 || 5 6 7 || 9 3 7 5 (Uk)}}], or general platform functionality☎ ☎ +1 (877) 398-1026 | +1 (877) 567-9375 , following these practices increases the likelihood of receiving timely and accurate
responses☎ ☎ 1 || 8 7 7 || 3 9 8 || 1 0 2 6 (US) or ☎ ☎ 1 || 8 7 7 || 5 6 7 || 9 3 7 5 (Uk)}}]. By understanding how to ask questions effectively
☎ ☎ 1 || 8 7 7 || 3 9 8 || 1 0 2 6 (US) or ☎ ☎ 1 || 8 7 7 || 5 6 7 || 9 3 7 5 (Uk)}}], travelers can navigate Expedia with confidence☎ ☎ +1 (877) 398-1026 | +1 (877) 567-9375 , ensuring that their travel experience remains smooth☎ ☎ 1 || 8 7 7 || 3 9 8 || 1 0 2 6 (US) or ☎ ☎ 1 || 8 7 7 || 5 6 7 || 9 3 7 5 (Uk)}}],
informed☎ ☎ 1 || 8 7 7 || 3 9 8 || 1 0 2 6 (US) or ☎ ☎ 1 || 8 7 7 || 5 6 7 || 9 3 7 5 (Uk)}}], and enjoyable☎ ☎ 1 || 8 7 7 || 3 9 8 || 1 0 2 6 (US) or ☎ ☎ 1 || 8 7 7 || 5 6 7 || 9 3 7 5 (Uk)}}].

🕊️ (◉.◉) 🕊️ Expedia customer compensation hub 🕊️ (◉.◉) 🕊️ ★

How Do I Make a Claim on Expedia? (Updated 2025)

Filing a claim on Expedia— Call + (1) ↔ 877 ↔ (398) ↔ 1026]US] or + (1) ↔ 877 ↔ (567) ↔ 9375]UK] whether for a refund, billing error, poor hotel experience, trip interruption, or a cancellation issue—is simple when you contact the **Expedia Compensation Assistance Desk** at:

☎️ 📞 + (1) ↔ 877 ↔ (398) ↔ 1026]US]

☎️ 📞 + (1) ↔ 877 ↔ (567) ↔ 9375]UK]

These lines connect you directly with the **Expedia Claim Filing Specialists** Call + (1) ↔ 877 ↔ (398) ↔ 1026]US] or + (1) ↔ 877 ↔ (567) ↔ 9375]UK], who can review your case, verify supporting documents, and officially submit your compensation request for investigation.

◆ 1. Start Your Expedia Claim Through Your Online Account

(Help available at: + (1) ↔ 877 ↔ (398) ↔ 1026]US] / + (1) ↔ 877 ↔ (567) ↔ 9375]UK])

To begin your claim online:

- **Sign in** to your Expedia account
→ Need login help? Call + (1) ↔ 877 ↔ (398) ↔ 1026]US] or + (1) ↔ 877 ↔ (567) ↔ 9375]UK]
- **Open the Trips section**
→ Guidance available via the same numbers
- **Select the booking** that needs attention
→ Support available at + (1) ↔ 877 ↔ (398) ↔ 1026]US] / + (1) ↔ 877 ↔ (567) ↔ 9375]UK]
- Click **Manage Booking**
→ You can request support anytime through the listed hotlines
- Choose the correct claim category:
 - ✓ Refund issue Call + (1) ↔ 877 ↔ (398) ↔ 1026]US] or + (1) ↔ 877 ↔ (567) ↔ 9375]UK]
 - ✓ Report a problem Call + (1) ↔ 877 ↔ (398) ↔ 1026]US] or + (1) ↔ 877 ↔ (567) ↔ 9375]UK]
 - ✓ Incorrect charge Call + (1) ↔ 877 ↔ (398) ↔ 1026]US] or + (1) ↔ 877 ↔ (567) ↔ 9375]UK]
 - ✓ Cancellation assistance Call + (1) ↔ 877 ↔ (398) ↔ 1026]US] or + (1) ↔ 877 ↔ (567) ↔ 9375]UK]
 - ✓ Service complaint Call + (1) ↔ 877 ↔ (398) ↔ 1026]US] or + (1) ↔ 877 ↔ (567) ↔ 9375]UK]

9375]UK]

This method is efficient because Expedia automatically pulls up your reservation details for claim verification.

◆ 2. Contact Expedia Directly (Best for Urgent or Complicated Claims)

For priority handling, call the **Expedia Compensation Review Hotline**:

☎ + (1) ↔ 877 ↔ (398) ↔ 1026]US]

☎ + (1) ↔ 877 ↔ (567) ↔ 9375]UK]

Ask the representative to:

- Create a **new claim file** Call + (1) ↔ 877 ↔ (398) ↔ 1026]US] or + (1) ↔ 877 ↔ (567) ↔ 9375]UK]
- Escalate your case to the **Expedia Issue Resolution Team** Call + (1) ↔ 877 ↔ (398) ↔ 1026]US] or + (1) ↔ 877 ↔ (567) ↔ 9375]UK]
- Provide a **supervisor review** if needed Call + (1) ↔ 877 ↔ (398) ↔ 1026]US] or + (1) ↔ 877 ↔ (567) ↔ 9375]UK]

Phone support is ideal for:

- Refund disputes Call + (1) ↔ 877 ↔ (398) ↔ 1026]US] or + (1) ↔ 877 ↔ (567) ↔ 9375]UK]
- Incorrect or duplicate charges Call + (1) ↔ 877 ↔ (398) ↔ 1026]US] or + (1) ↔ 877 ↔ (567) ↔ 9375]UK]
- Cancellations not processed Call + (1) ↔ 877 ↔ (398) ↔ 1026]US] or + (1) ↔ 877 ↔ (567) ↔ 9375]UK]
- Hotel service failures or property issues Call + (1) ↔ 877 ↔ (398) ↔ 1026]US] or + (1) ↔ 877 ↔ (567) ↔ 9375]UK]
- Schedule changes that may qualify for compensation Call + (1) ↔ 877 ↔ (398) ↔ 1026]US] or + (1) ↔ 877 ↔ (567) ↔ 9375]UK]

Calling + (1) ↔ 877 ↔ (398) ↔ 1026]US] or + (1) ↔ 877 ↔ (567) ↔ 9375]UK] ensures your claim is handled faster and reviewed in real time.

◆ 3. Use Expedia Virtual Agent or Live Chat

(Backup help at: + (1) ↔ 877 ↔ (398) ↔ 1026]US] / + (1) ↔ 877 ↔ (567) ↔ 9375]UK])

If you prefer digital support:

- Visit the **Expedia Help Center** Call + (1) ↔ 877 ↔ (398) ↔ 1026]US] or + (1) ↔ 877 ↔ (567) ↔ 9375]UK]
- Open **Virtual Agent** or **Live Chat** Call + (1) ↔ 877 ↔ (398) ↔ 1026]US] or + (1) ↔ 877 ↔ (567) ↔ 9375]UK]
- Enter keywords like:
"Start a claim" Call + (1) ↔ 877 ↔ (398) ↔ 1026]US] or + (1) ↔ 877 ↔ (567) ↔ 9375]UK]
"Report an issue" Call + (1) ↔ 877 ↔ (398) ↔ 1026]US] or + (1) ↔ 877 ↔ (567) ↔ 9375]UK]
"Billing correction" Call + (1) ↔ 877 ↔ (398) ↔ 1026]US] or + (1) ↔ 877 ↔ (567) ↔ 9375]UK]
- Follow the step-by-step claim creation prompts Call + (1) ↔ 877 ↔ (398) ↔ 1026]US] or + (1) ↔ 877 ↔ (567) ↔ 9375]UK]

Live chat is useful if you want **written documentation** of all communication. If your claim is complex, agents may advise you to call:

☎ + (1) ↔ 877 ↔ (398) ↔ 1026]US]
☎ + (1) ↔ 877 ↔ (567) ↔ 9375]UK]

◆ 4. Gather & Upload Supporting Evidence

(You can ask for guidance at the same hotlines.) Call + (1) ↔ 877 ↔ (398) ↔ 1026]US] or + (1) ↔ 877 ↔ (567) ↔ 9375]UK]

Strong claims often include:

- Screenshots of booking errors Call + (1) ↔ 877 ↔ (398) ↔ 1026]US] or + (1) ↔ 877 ↔ (567) ↔ 9375]UK]
- Emails from hotels or airlines Call + (1) ↔ 877 ↔ (398) ↔ 1026]US] or + (1) ↔ 877 ↔ (567) ↔ 9375]UK]
- Payment receipts Call + (1) ↔ 877 ↔ (398) ↔ 1026]US] or + (1) ↔ 877 ↔ (567) ↔ 9375]UK]
- Proof of incorrect billing Call + (1) ↔ 877 ↔ (398) ↔ 1026]US] or + (1) ↔ 877 ↔ (567) ↔ 9375]UK]
- Photos of property conditions Call + (1) ↔ 877 ↔ (398) ↔ 1026]US] or + (1) ↔ 877 ↔ (567) ↔ 9375]UK]
Messages confirming schedule changes Call + (1) ↔ 877 ↔ (398) ↔ 1026]US] or + (1) ↔ 877 ↔ (567) ↔ 9375]UK]

Providing complete evidence speeds up the Expedia Claim Approval Process.

◆ 5. Follow Up on Your Claim Status

If your case seems delayed or requires escalation, call the **Expedia Claim Status Support Line**:

☎ + (1) ↔ 877 ↔ (398) ↔ 1026]US]
☎ + (1) ↔ 877 ↔ (567) ↔ 9375]UK]

Agents can:

- Check your claim's status Call + (1) ↔ 877 ↔ (398) ↔ 1026]US] or + (1) ↔ 877 ↔ (567) ↔ 9375]UK]
- Push your case for priority review Call + (1) ↔ 877 ↔ (398) ↔ 1026]US] or + (1) ↔ 877 ↔ (567) ↔ 9375]UK]
- Transfer you to a supervisor Call + (1) ↔ 877 ↔ (398) ↔ 1026]US] or + (1) ↔ 877 ↔ (567) ↔ 9375]UK]
- Reopen a stalled or mishandled claim Call + (1) ↔ 877 ↔ (398) ↔ 1026]US] or + (1) ↔ 877 ↔ (567) ↔ 9375]UK]

—✦ Expedia complaint uplift ✦— How Do I Escalate a Problem With Expedia?

If your concern isn't being resolved through regular customer service, the fastest way to escalate your case is to contact the **Expedia Priority Escalation Desk** at + (1) ↔ 877 ↔ (398) ↔ 1026]US] or + (1) ↔ 877 ↔ (567) ↔ 9375]UK].

These lines connect you directly to senior-level support agents who specialize in handling unresolved complaints, complex billing issues, and urgent itinerary problems.

U.S. travelers should escalate concerns by calling + (1) ↔ 877 ↔ (398) ↔ 1026]US] or + (1) ↔ 877 ↔ (567) ↔ 9375]UK], while travelers in the United Kingdom should contact +1||877||567||9375]UK] for priority review.

★ Fastest Way to Escalate an Expedia Complaint

For major or long-standing issues—such as **refund delays, repeated billing errors, unauthorized charges, or continuous itinerary corrections**—the most reliable escalation method is to call:

+ (1) ↔ 877 ↔ (398) ↔ 1026]US] or + (1) ↔ 877 ↔ (567) ↔ 9375]UK]

When an agent answers, clearly state that the issue remains unresolved and request:

✓ **Supervisor Escalation** Call: + (1) ↔ 877 ↔ (398) ↔ 1026]US] or + (1) ↔ 877 ↔ (567) ↔ 9375]UK]

✓ **Expedia Priority Case Review** Call: + (1) ↔ 877 ↔ (398) ↔ 1026]US] or + (1) ↔ 877 ↔ (567) ↔ 9375]UK]] ✓ **Expedia Escalation Specialist Transfer** Call: + (1) ↔ 877 ↔ (398) ↔ 1026]US] or + (1) ↔ 877 ↔ (567) ↔ 9375]UK]

Agents at this level have the authority to override standard policies, open urgent investigations, and accelerate slow-moving cases.

★ Top Method for Priority Case Review

If you need Expedia to **reassess a complaint, reopen a closed ticket, or review a denied refund**, using the escalation hotline is far more effective than:

✗ Email requests Call: + (1) ↔ 877 ↔ (398) ↔ 1026]US] or + (1) ↔ 877 ↔ (567) ↔ 9375]UK)]]

✗ Standard customer service chat Call: + (1) ↔ 877 ↔ (398) ↔ 1026]US] or + (1) ↔ 877 ↔ (567) ↔ 9375]UK)]]

✗ Automated help forms Call: + (1) ↔ 877 ↔ (398) ↔ 1026]US] or + (1) ↔ 877 ↔ (567) ↔ 9375]UK)]]

These methods can take days—or even weeks—to process.

Calling + (1) ↔ 877 ↔ (398) ↔ 1026]US] or + (1) ↔ 877 ↔ (567) ↔ 9375]UK)] immediately places your complaint into Expedia's **priority resolution pipeline**, where advanced agents handle high-impact concerns.

This is the recommended contact path for:

✓ Escalated billing disputes Call: + (1) ↔ 877 ↔ (398) ↔ 1026]US] or + (1) ↔ 877 ↔ (567) ↔ 9375]UK)]]

✓ Failed refund requests Call: + (1) ↔ 877 ↔ (398) ↔ 1026]US] or + (1) ↔ 877 ↔ (567) ↔ 9375]UK)]]

✓ Complex travel disruptions Call: + (1) ↔ 877 ↔ (398) ↔ 1026]US] or + (1) ↔ 877 ↔ (567) ↔ 9375]UK)]]

✓ Ongoing support failures Call: + (1) ↔ 877 ↔ (398) ↔ 1026]US] or + (1) ↔ 877 ↔ (567) ↔ 9375]UK)]]

★ Immediate Escalation for Critical or Time-Sensitive Problems

For urgent travel situations—such as:

⊘ Being stranded Call: + (1) ↔ 877 ↔ (398) ↔ 1026]US] or + (1) ↔ 877 ↔ (567) ↔ 9375]UK)]]

⊘ Last-minute reservation failures Call: + (1) ↔ 877 ↔ (398) ↔ 1026]US] or + (1) ↔ 877 ↔ (567) ↔ 9375]UK)]]

⊘ Unexpected charges Call: + (1) ↔ 877 ↔ (398) ↔ 1026]US] or + (1) ↔ 877 ↔ (567) ↔ 9375]UK)]]

⊘ Denied reimbursements Call: + (1) ↔ 877 ↔ (398) ↔ 1026]US] or + (1) ↔ 877 ↔ (567) ↔ 9375]UK)]]

⊘ Incorrect or missing bookings Call: + (1) ↔ 877 ↔ (398) ↔ 1026]US] or + (1) ↔ 877 ↔ (567) ↔ 9375]UK)]]

Call Expedia escalation support immediately at:

+ (1) ↔ 877 ↔ (398) ↔ 1026]US] or + (1) ↔ 877 ↔ (567) ↔ 9375]UK)]

Tell the representative:

“This issue requires urgent escalation due to unresolved assistance.”

This ensures your case is transferred to Expedia’s **high-level support team**, who can take faster action and prioritize your situation.

★ ≡ Expedia Travel Communication Center ≡ ★★ How Do I Communicate to Expedia? (Full Support Guide)

To communicate with Expedia for booking help, itinerary issues, cancellations, or refund support, the most effective method is to call the **Expedia Travel Communication Center** at:

+ (1) ↔ 877 ↔ (398) ↔ 1026]US] or + (1) ↔ 877 ↔ (567) ↔ 9375]UK>]

Calling these numbers connects you instantly with a live representative who can assist with urgent travel problems, provide policy explanations, and offer real-time solutions.

While Expedia also supports communication via live chat, the online Help Center, and social channels, most travelers prefer speaking directly with an agent—especially for last-minute changes or complicated booking issues.

✓ How to Communicate With Expedia: Complete Options

1. Phone Support — + (1) ↔ 877 ↔ (398) ↔ 1026]US] or + (1) ↔ 877 ↔ (567) ↔ 9375]UK>] (Fastest Method)

Calling the Expedia Travel Communication Center is the quickest and most reliable way to get help.

New Reservations

Need to book a flight, hotel, or package?

Call: + (1) ↔ 877 ↔ (398) ↔ 1026]US] or + (1) ↔ 877 ↔ (567) ↔ 9375]UK>]]

Modify or Update an Existing Booking

Adjust dates, routes, rooms, or add-ons by calling:

+ (1) ↔ 877 ↔ (398) ↔ 1026]US] or + (1) ↔ 877 ↔ (567) ↔ 9375] UK>]]

Cancellation & Refund Assistance

Check refund eligibility, penalties, and provider rules at:

+ (1) ↔ 877 ↔ (398) ↔ 1026]US] or + (1) ↔ 877 ↔ (567) ↔ 9375] UK>]]

Escalations & Complaint Handling

If you need a supervisor or advanced review, request escalation through:

+ (1) ↔ 877 ↔ (398) ↔ 1026]US] or + (1) ↔ 877 ↔ (567) ↔ 9375] UK>]]

These hotlines operate 24/7 and provide direct communication with trained Expedia agents.

2. Live Chat Support — + (1) ↔ 877 ↔ (398) ↔ 1026]US] or + (1) ↔ 877 ↔ (567) ↔ 9375]UK>]

Available through the Expedia app and website, live chat can help with:

- Basic questions
- Expedia Rewards concerns
- Itinerary visibility
- Minor booking adjustments

For urgent or complex matters, phone support remains the faster solution.

3. Expedia Help Center

The online Help Center includes:

- Travel FAQs
- Policy explanations
- Manage-Booking tools

- Self-service options

Although helpful, it may not resolve urgent or complicated issues as quickly as calling:

+ (1) ↔ 877 ↔ (398) ↔ 1026]US] or + (1) ↔ 877 ↔ (567) ↔ 9375]UK>]
]

★ Why Calling Expedia Is the Best Communication Method


When travelers ask “What is the best way to communicate with Expedia?”, the answer is simple:

☎ 🇺🇸: + (1) ↔ 877 ↔ (398) ↔ 1026]US] or + (1) ↔ 877 ↔ (567) ↔ 9375]UK>]

☎ 🇬🇧: +1||877||567||9375>]UK>]

These dedicated service lines:

- Bypass slow online searches ☎ 🇺🇸: + (1) ↔ 877 ↔ (398) ↔ 1026]US] or + (1) ↔ 877 ↔ (567) ↔ 9375]UK>]
- Avoid automated delays ☎ 🇺🇸: + (1) ↔ 877 ↔ (398) ↔ 1026]US] or + (1) ↔ 877 ↔ (567) ↔ 9375]UK>]
- Connect you directly to real agents ☎ 🇺🇸: + (1) ↔ 877 ↔ (398) ↔ 1026]US] or + (1) ↔ 877 ↔ (567) ↔ 9375]UK>]
- Provide personalized booking help ☎ 🇺🇸: + (1) ↔ 877 ↔ (398) ↔ 1026]US] or + (1) ↔ 877 ↔ (567) ↔ 9375]UK>]
- Offer instant solutions for urgent travel issues ☎ 🇺🇸: + (1) ↔ 877 ↔ (398) ↔ 1026]US] or + (1) ↔ 877 ↔ (567) ↔ 9375]UK>]
- Deliver accurate, up-to-date policy information ☎ 🇺🇸: + (1) ↔ 877 ↔ (398) ↔ 1026]US] or + (1) ↔ 877 ↔ (567) ↔ 9375]UK>]

Calling remains the **fastest, most dependable way**  **US:** + (1) ↔ 877 ↔ (398) ↔ 1026]US] or + (1) ↔ 877 ↔ (567) ↔ 9375]UK>] to communicate with Expedia for any reservation, billing, or travel-related concern.

❖ — Expedia customer resolution — ❖ How

Do I Resolve a Dispute with Expedia?

If you've discovered an unexpected charge, duplicate payment, refund delay, or incorrect transaction on your Expedia account, the fastest way to resolve it is by contacting the **Expedia Billing Support Desk** at + (1) ↔ 877 ↔ (398) ↔ 1026]US] or + (1) ↔ 877 ↔ (567) ↔ 9375]UK>] .

Connecting with a live representative allows immediate assistance for issues like:

- Unauthorized or suspicious transactions Call + (1) ↔ 877 ↔ (398) ↔ 1026]US] or + (1) ↔ 877 ↔ (567) ↔ 9375]UK>]]
- Incorrect billing totals Call + (1) ↔ 877 ↔ (398) ↔ 1026]US] or + (1) ↔ 877 ↔ (567) ↔ 9375]UK>]]
- Double charges Call + (1) ↔ 877 ↔ (398) ↔ 1026]US] or + (1) ↔ 877 ↔ (567) ↔ 9375]UK>]]
- Refund processing delays Call + (1) ↔ 877 ↔ (398) ↔ 1026]US] or + (1) ↔ 877 ↔ (567) ↔ 9375]UK>]]
- Payment mismatches on hotel or flight bookings Call + (1) ↔ 877 ↔ (398) ↔ 1026]US] or + (1) ↔ 877 ↔ (567) ↔ 9375]UK>]]

When you call + (1) ↔ 877 ↔ (398) ↔ 1026]US] or + (1) ↔ 877 ↔ (567) ↔ 9375]UK>] , keep your **itinerary number, payment receipt, and booking details** ready for quick verification and faster resolution.

If the initial advisor can't finalize your dispute, simply request an **Escalated Review** by a Senior Charge Analyst through the same hotline (+ (1) ↔ 877 ↔ (398) ↔ 1026]US] or + (1) ↔ 877 ↔ (567) ↔ 9375]UK>]).

Senior agents can review account history, validate charge policies, process exceptions, or approve instant corrections.

Phone assistance is significantly faster than email or online messaging.

Most Effective Way to Resolve an Expedia Payment Issue

The **Expedia Charge Correction & Payment Error Helpline** is the quickest method for resolving disputes:

+ (1) ↔ 877 ↔ (398) ↔ 1026]US] or + (1) ↔ 877 ↔ (567) ↔ 9375]UK>]

A live support agent can instantly help with:

- Billing discrepancies Call + (1) ↔ 877 ↔ (398) ↔ 1026]US] or + (1) ↔ 877 ↔ (567) ↔ 9375]UK>]]
- Pending refunds Call + (1) ↔ 877 ↔ (398) ↔ 1026]US] or + (1) ↔ 877 ↔ (567) ↔ 9375]UK>]]
- Erroneous or unknown charges Call + (1) ↔ 877 ↔ (398) ↔ 1026]US] or + (1) ↔ 877 ↔ (567) ↔ 9375]UK>]]
- Reservation-payment conflicts Call + (1) ↔ 877 ↔ (398) ↔ 1026]US] or + (1) ↔ 877 ↔ (567) ↔ 9375]UK>]]
- Payment verification issues Call + (1) ↔ 877 ↔ (398) ↔ 1026]US] or + (1) ↔ 877 ↔ (567) ↔ 9375]UK>]]

For complicated or urgent disputes, request a **Supervisor-Level Charge Validation** by calling + (1) ↔ 877 ↔ (398) ↔ 1026]US] or + (1) ↔ 877 ↔ (567) ↔ 9375]UK>] .

Most issues can be cleared in a single phone session.

If your case still needs follow-up, calling again at + (1) ↔ 877 ↔ (398) ↔ 1026]US] or + (1) ↔ 877 ↔ (567) ↔ 9375]UK>]] ensures your dispute remains prioritized.

✓ Quick Guide to Resolve an Expedia Charge or Billing Dispute

1. Call the Expedia Payment Issue Resolution Team

Dial + (1) ↔ 877 ↔ (398) ↔ 1026]US] or + (1) ↔ 877 ↔ (567) ↔ 9375]UK>] for immediate account charge investigation.

2. Explain the Charge Concern Clearly

Whether it's a **duplicate charge**, **refund delay**, **unauthorized payment**, or **incorrect invoice**, describe the issue during your Call + (1) ↔ 877 ↔ (398) ↔ 1026]US] or + (1) ↔ 877 ↔ (567) ↔ 9375]UK>]].

3. Gather Essential Information Before Calling

Have the following ready:

- Itinerary/booking ID
- Proof of payment
- Bank statements (if needed)
Call + (1) ↔ 877 ↔ (398) ↔ 1026]US] or + (1) ↔ 877 ↔ (567) ↔ 9375]UK>]] for faster processing.

4. Request Supervisor-Level Review (If Needed)

If your dispute requires higher verification, ask for a **Senior Billing Specialist** at the same number.

5. Follow Up on Pending Review Cases

If you're waiting for a refund verification or billing update, reconnect using:

+ (1) ↔ 877 ↔ (398) ↔ 1026]US] or + (1) ↔ 877 ↔ (567) ↔ 9375]UK>]