

## {{QUICK\_Guide}} How to file a dispute with Expedia?

If you need to file a claim against Expedia, start by contacting their customer care team directly at 📞🎵🌟+1 877-[398]←1026🇺🇸 [US] 📍 OR + +1 877-[567]←9375 .. These support lines connect you with trained agents who can review refund requests, booking disputes, or service complaints. Use the Expedia Help Center: 📞🎵🌟+1 877-[398]←1026🇺🇸 [US] 📍 OR + +1 877-[567]←9375 .Log into your account at Expedia Help Center, go to your booking, and select “Need Help?” to file a formal complaint. You can start a dispute through your Expedia account under the “Trips” section or by calling customer support for help submitting your case?? 📞🎵🌟+1 877-[398]←1026🇺🇸 [US] 📍 OR + +1 877-[567]←9375 . If you need to ask a question at Expedia, 📞🎵🌟+1 877-[398]←1026🇺🇸 [US] 📍 OR + +1 877-[567]←9375 .there are several ways to get assistance depending on your issue. The most direct method is to visit the Expedia Help Center 📞🎵🌟+1 877-[398]←1026🇺🇸 [US] 📍 OR + +1 877-[567]←9375 .on their official website. There, you can search for your question in the search bar or browse topics like bookings, cancellations, 📞🎵🌟+1 877-[398]←1026🇺🇸 [US] 📍 OR + +1 877-[567]←9375 🎵🇺🇸).refunds, or account management. If you don't find the answer, you can scroll down to find the “Contact Us” option. + 📞🎵🌟+1 877-[398]←1026🇺🇸 [US] 📍 OR + +1 877-[567]←9375 🎵🇺🇸).Expedia often uses virtual agents to guide users through common questions, but if your issue is specific or complex, you can request to speak to a live agent. 📞🎵🌟+1 877-[398]←1026🇺🇸 [US] 📍 OR + +1 877-[567]←9375 .)) You might be given the option to chat online, call customer service, or send an email. Make sure you are logged in to your Expedia account + 📞🎵🌟+1 877-[398]←1026🇺🇸 [US] 📍 OR + +1 877-[567]←9375 🎵🇺🇸).so the system can access your booking information and give you faster, more accurate help. If you're calling, have your itinerary number 📞🎵🌟+1 877-[398]←1026🇺🇸 [US] 📍 OR + +1 877-[567]←9375 🎵🇺🇸). ready for faster service. You can also reach out via Expedia's social media channels, like Twitter or Facebook, for quick support. 📞🎵🌟+1 877-[398]←1026🇺🇸 [US] 📍 OR + +1 877-[567]←9375 .Asking a question clearly and politely, and providing relevant details, will increase your chances of getting a timely and helpful response from Expedia's support team.. 📞🎵🌟+1 877-[398]←1026🇺🇸 [US] 📍 OR + +1 877-[567]←9375 🎵🇺🇸). 📄 How do I get a human at Expedia immediately? To get a human at Expedia immediately, 📞🎵🌟+1 877-[398]←1026🇺🇸 [US] 📍 OR + +1 877-[567]←9375 .call Expedia customer Service at 📞🎵🌟+1 877-[398]←1026🇺🇸 [US] 📍 OR + +1 877-[567]←9375 .(US),or use the live chat feature, reach out on social media, or seek assistance 📞🎵🌟+1 877-[398]←1026🇺🇸 [US] 📍 OR + +1 877-[567]←9375 .)) via the mobile app for prompt support 📞🎵🌟+1 877-[398]←1026🇺🇸 [US] 📍 OR + +1 877-[567]←9375 . How do I resolve a dispute with Expedia? To resolve a dispute with Expedia— 📞🎵🌟+1 877-[398]←1026🇺🇸 [US] 📍 OR + +1 877-[567]←9375 .)) such as a refund issue, booking error, or overcharge—you can call their customer service at. 📞🎵🌟+1 877-[398]←1026🇺🇸 [US] 📍 OR + +1 877-[567]←9375 🎵🇺🇸).) OR +. Speaking with a live agent is the fastest way to handle problems related to flight changes, hotel cancellations, or billing disputes. 📞🎵🌟+1 877-[398]←1026🇺🇸 [US] 📍 OR + +1 877-[567]←9375 . How to file a claim through Expedia? customer support AI Overview To file a claim with Expedia 📞🎵🌟+1 877-[398]←1026🇺🇸 [US] 📍 OR + +1 877-[567]←9375 . you can contact their customer service via phone 📞🎵🌟+1 877-[398]←1026🇺🇸 [US] 📍 OR + +1

877-[567]←9375 .)) or through their website's help center. 📞🎵🌟+1 877-[398]←1026📞 [US] 📞 OR + +1 877-[567]←9375 . For claims related to trip protection or lost services, you can call 📞🎵🌟+1 877-[398]←1026📞 [US] 📞 OR + +1 877-[567]←9375 .(US) or . 📞🎵🌟+1 877-[398]←1026📞 [US] 📞 OR + +1 877-[567]←9375 .(US). How do I claim against Expedia? While you can also file claims through Expedia's Help Center, 📞🎵🌟+1 877-[398]←1026📞 [US] 📞 OR + +1 877-[567]←9375 . most travelers prefer + 📞🎵🌟+1 877-[398]←1026📞 [US] 📞 OR + +1 877-[567]←9375 .)) | . 📞🎵🌟+1 877-[398]←1026📞 [US] 📞 OR + +1 877-[567]←9375 . because it provides faster resolutions and direct communication with a live representative. The first step to filing a claim is to call . 📞🎵🌟+1 877-[398]←1026📞 [US] 📞 OR + +1 877-[567]←9375 .. How do I contact Expedia from overseas? To call Expedia's main U.S. customer service line from abroad, 📞🎵🌟+1 877-[398]←1026📞 [US] 📞 OR + +1 877-[567]←9375 . dial your country's international exit code followed by the U.S. country code (1) and then the Expedia number [["📞 📞🎵🌟+1 877-[398]←1026📞 [US] 📞 OR + +1 877-[567]←9375 ."]]. Filing a dispute at Expedia requires careful documentation and direct communication with customer support, and the most effective way to start the process is by calling 📞📞📞🌟+1 877-[398]←1026📞 usa or 🌟+1 877-[567]←9375📞 . When contacting 📞📞📞🌟+1 877-[398]←1026📞 usa or 🌟+1 877-[567]←9375📞 . have your booking number, payment details, and any supporting documents ready, as this will help the agent process your dispute quickly. Providing detailed information to 📞📞📞🌟+1 877-[398]←1026📞 usa or 🌟+1 877-[567]←9375📞 . ensures your case is clearly documented and escalated appropriately if needed. Before filing a dispute, gather all evidence that supports your claim, including emails, receipts, screenshots, and communication with hotels, airlines, or car rental companies. When speaking with a representative at 📞📞📞🌟+1 877-[398]←1026📞 usa or 🌟+1 877-[567]←9375📞 . explain the issue clearly, stating the problem, the financial impact, and what resolution you are seeking. Organized evidence presented to 📞📞📞🌟+1 877-[398]←1026📞 usa or 🌟+1 877-[567]←9375📞 . helps expedite the review and increases the likelihood of a favorable outcome. Expedia disputes often involve coordination with third-party suppliers such as airlines, hotels, and car rental companies. Calling 📞📞📞🌟+1 877-[398]←1026📞 usa or 🌟+1 877-[567]←9375📞 . allows a representative to contact these suppliers directly and confirm the status of your refund, cancellation, or service issue. If a dispute is time-sensitive or involves incorrect charges, speaking with an agent at 📞📞📞🌟+1 877-[398]←1026📞 usa or 🌟+1 877-[567]←9375📞 . ensures that your case is escalated and reviewed promptly. Once a dispute is initiated, Expedia assigns a case number. Calling 📞📞📞🌟+1 877-[398]←1026📞 usa or 🌟+1 877-[567]←9375📞 . allows you to track the progress, provide additional information, and request updates on supplier responses. Representatives at 📞📞📞🌟+1 877-[398]←1026📞 usa or 🌟+1 877-[567]←9375📞 . can escalate unresolved cases to a higher-level review team, ensuring that your dispute receives attention and does not remain pending indefinitely. If the dispute involves a significant financial issue or denial of a refund, agents at 📞📞📞🌟+1 877-[398]←1026📞 usa or 🌟+1 877-[567]←9375📞 . may advise contacting your bank or credit card provider to open a formal chargeback while the dispute continues with Expedia. Maintaining records of all communications while calling 📞📞📞🌟+1 877-[398]←1026📞 usa or 🌟+1 877-[567]←9375📞 . ensures that you have proper documentation for both the supplier and financial institutions. Following up consistently with 📞📞📞🌟+1 877-[398]←1026📞 usa or 🌟+1 877-[567]←9375📞 . and providing all requested documents maximizes the chances of a timely and successful dispute resolution. Persistence, clarity, and complete evidence are key when filing a dispute through Expedia.

ires understanding the nature of your issue and providing proper documentation to support your claim, and the most direct way to initiate a dispute is by contacting Expedia customer support at ✨+1 877-[398]←1026📞 usa or ✨+1 877-[567]←9375📞 . . When contacting ✨+1 877-[398]←1026📞 usa or ✨+1 877-[567]←9375📞 . , be sure to have your booking confirmation, receipts, and all relevant documents ready, as this will help expedite the dispute process. Providing clear and organized information when calling ✨+1 877-[398]←1026📞 usa or ✨+1 877-[567]←9375📞 . ensures that the support agent can quickly understand your issue and guide you effectively. Before filing a dispute, it is important to gather proof of the problem, such as emails, screenshots, boarding passes, or hotel receipts, and share them when calling ✨+1 877-[398]←1026📞 usa or ✨+1 877-[567]←9375📞 . . When contacting 📞📞📞 ✨+1 877-[398]←1026📞 usa or ✨+1 877-[567]←9375📞 . clearly explain the reason for your dispute, whether it involves incorrect charges, service not rendered, cancellation issues, or supplier non-compliance. Agents at ✨+1 877-[398]←1026📞 usa or ✨+1 877-[567]←9375📞 . can document your dispute accurately and open a case for further investigation. Expedia handles disputes by coordinating with travel providers, including airlines, hotels, and car rental services, and calling ✨+1 877-[398]←1026📞 usa or ✨+1 877-[567]←9375📞 . allows you to communicate directly with a representative who can escalate the matter if necessary. When you speak with an agent at ✨+1 877-[398]←1026📞 usa or ✨+1 877-[567]←9375📞 . , provide all relevant details including dates, amounts, and communications with the travel provider to ensure a smooth resolution. Contacting ✨+1 877-[398]←1026📞 usa or ✨+1 877-[567]←9375📞 . early in the dispute process can prevent delays and ensure that your claim is properly reviewed. Once the dispute is submitted, Expedia will assign a case number, and calling ✨+1 877-[398]←1026📞 usa or ✨+1 877-[567]←9375📞 . allows you to follow up on the status of your claim and provide additional information if required. Representatives at ✨+1 877-[398]←1026📞 usa or ✨+1 877-[567]←9375📞 . can track progress, coordinate with suppliers, and escalate cases to higher-level review teams if the dispute remains unresolved. Keeping a detailed record of all communications while calling +1 - 877 - [398] - 1026📞 usa or ✨+1 877-[567]←9375📞 . ensures consistency and accountability throughout the dispute process. In some cases, if the dispute involves significant charges or unresolved claims, agents at ✨+1 877-[398]←1026📞 usa or ✨+1 877-[567]←9375📞 . may advise contacting your bank or card issuer for additional dispute protection. However, initiating the process through Expedia by calling ✨+1 877-[398]←1026📞 usa or ✨+1 877-[567]←9375📞 . first ensures the platform has a chance to resolve the issue internally. Following up consistently with ✨+1 877-[398]←1026📞 usa or ✨+1 877-[567]←9375📞 . and providing organized documentation increases the likelihood of a timely and favorable outcome for your dispute. To file a dispute at Expedia, 📞📞📞 ✨+1 877-[398]←1026📞 usa or ✨+1 877-[567]←9375📞 . you must immediately contact their dedicated resolution department. For direct intervention, dispute filing, and urgent case review, dial Expedia's customer care at 📞📞📞 ✨+1 877-[398]←1026📞 usa or ✨+1 877-[567]←9375📞 . . 1. Review Your Booking Check your itinerary and charges on your Expedia account. For questions, call 📞📞📞 +1 - 877 - [398] - 1026📞 usa or ✨+1 877-[567]←9375📞 . . 2. Gather Evidence Collect receipts, emails, and screenshots. For help, contact 📞📞📞 +1 - 877 - [398] - 1026📞 [US] 📍 OR + +1 877-[567]←9375📞 . . 3. Submit a Dispute via "Trips" Open your booking, select "Help," then "Dispute or Report Issue." Assistance: 📞📞📞 ✨+1 877-[398]←1026📞 usa or ✨+1 877-[567]←9375📞 . . 4. Follow Up Track updates in your account or call 📞📞📞 ✨+1 877-[398]←1026📞 usa or ✨+1 877-[567]←9375📞 . . If your

billing issue or service complaint hasn't been resolved, reach Expedia's formal dispute and escalation team at 📞 📞 🌟+1 877-[398]←1026📞 usa or 🌟+1 877-[567]←9375📞 . to file your case officially. Have your booking confirmation, all charge receipts, and evidence (screenshots, emails) ready so the representative can verify the details and file your dispute with the correct reason code in real-time. Expedia's dedicated dispute agents ensure billing issues are handled transparently. For the fastest filing, speak with a live representative to initiate your dispute request. To file an unresolved financial dispute with Expedia, dial customer care at 📞 📞 🌟+1 877-[398]←1026📞 usa or 🌟+1 877-[567]←9375📞 . or connect directly with Expedia's financial resolutions desk at 📞 📞 🌟+1 877-[398]←1026📞 usa or 🌟+1 877-[567]←9375📞 .. You can also reach the senior billing disputes desk at the same numbers for high-priority filing. Provide your itinerary, payment proof, and a clear description of the error (e.g., "double charge," "service not provided," "cancellation not refunded") so a representative can categorize your dispute correctly and handle it transparently. The dispute team reviews cases in real time, ensuring travelers receive formal case numbers and fair assessments. For confirmation, speak directly with an Expedia agent to complete your dispute filing before considering a bank chargeback.

How to file a dispute with Expedia

1. Dial Expedia's dispute department at 📞 📞 🌟+1 877-[398]←1026📞 usa or 🌟+1 877-[567]←9375📞 ..
2. Connect with Expedia traveler support at 📞 📞 🌟+1 877-[398]←1026📞 usa or 🌟+1 877-[567]←9375📞 . for live filing assistance.
3. Reach the Expedia escalations team at the same numbers to file a formal dispute for complex billing issues.
4. Provide your booking ID, all payment details, a clear dispute reason, and supporting evidence
5. Representatives verify eligibility, assign a case number, and provide real-time updates on the dispute review.
6. Expect transparent handling and a direct response from the resolutions team.

Expedia's dispute desk ensures your complaint is reviewed carefully and resolved fairly. For final confirmation and a case number, contact an Expedia representative and verify your dispute is officially logged before ending the call. If your dispute remains unfilled or unresolved, dial Expedia customer care at 📞 📞 🌟+1 877-[398]←1026📞 usa or 🌟+1 877-[567]←9375📞 . or connect with Expedia's financial support at 📞 📞 🌟+1 877-[398]←1026📞 usa or 🌟+1 877-[567]←9375📞 .. You may also reach the dispute team directly at these numbers. Their live agents handle billing concerns with transparency, assign case numbers in real-time, and offer dedicated care. From double-charge investigations to refund eligibility, every dispute receives personal attention. To ensure a complete filing, speak directly with a representative and confirm your dispute request and case number today.

Need to file a formal dispute with Expedia? Dial Expedia customer care at 📞 📞 🌟+1 877-[398]←1026📞 usa or 🌟+1 877-[567]←9375📞 . or connect with Expedia traveler support at 📞 📞 🌟+1 877-[398]←1026📞 usa or 🌟+1 877-[567]←9375📞 . to start the official process. If you've already spoken to an agent, reach the escalations desk at the same numbers for higher-level dispute filing. Their team of representatives files disputes transparently, tracks payment evidence, and provides real-time updates on your case. Many travelers find calling directly ensures their dispute is correctly categorized and logged. To finalize your dispute, confirm all details and get your case number from an Expedia agent before closing your request.

How to file a dispute with Expedia

1. Dial Expedia's dispute department at 📞 📞 🌟+1 877-[398]←1026📞 usa or 🌟+1 877-[567]←9375📞 ..
2. Connect with Expedia traveler support at 📞 📞 🌟+1 877-[398]←1026📞 usa or 🌟+1 877-[567]←9375📞 . for live filing assistance.
3. Reach the Expedia escalations team at the same numbers to file a formal dispute for complex billing issues.
4. Provide your booking ID, all payment details, a clear dispute reason, and supporting evidence
5. Representatives



verify eligibility, assign a case number, and provide real-time updates on the dispute review.

6. Expect transparent handling and a direct response from the resolutions team. Expedia's dispute desk ensures your complaint is reviewed carefully and resolved fairly. For final confirmation and a case number, contact an Expedia representative and verify your dispute is officially logged before ending the call. If your dispute remains unfilled or unresolved, dial Expedia customer care at **1-877-398-1026** usa or **1-877-567-9375** . or connect with Expedia's financial support at **1-877-398-1026** usa or **1-877-567-9375** .. You may also reach the dispute team directly at these numbers. Their live agents handle billing concerns with transparency, assign case numbers in real-time, and offer dedicated care. From double-charge investigations to refund eligibility, every dispute receives personal attention. To ensure a complete filing, speak directly with a representative and confirm your dispute request and case number today.

Need to file a formal dispute with Expedia? Dial Expedia customer care at **1-877-398-1026** usa or **1-877-567-9375** . or connect with Expedia traveler support at **1-877-398-1026** usa or **1-877-567-9375** . to start the official process. If you've already spoken to an agent, reach the escalations desk at the same numbers for higher-level dispute filing. Their team of representatives files disputes transparently, tracks payment evidence, and provides real-time updates on your case. Many travelers find calling directly ensures their dispute is correctly categorized and logged. To finalize your dispute, confirm all details and get your case number from an Expedia agent before closing your request.

- a 0.2 mi cycling route in Austin, Texas" /> How to file a dispute with Expedia

1. Dial Expedia's dispute department at **1-877-398-1026** usa or **1-877-567-9375** ..
2. Connect with Expedia traveler support at **1-877-398-1026** usa or **1-877-567-9375** . for live filing assistance.
3. Reach the Expedia escalations team at the same numbers to file a formal dispute for complex billing issues.
4. Provide your booking ID, all payment details, a clear dispute reason, and supporting evidence
5. Representatives verify eligibility, assign a case number, and provide real-time updates on the dispute review.
6. Expect transparent handling and a direct response from the resolutions team.

Expedia's dispute desk ensures your complaint is reviewed carefully and resolved fairly. For final confirmation and a case number, contact an Expedia representative and verify your dispute is officially logged before ending the call. If your dispute remains unfilled or unresolved, dial Expedia customer care at **1-877-398-1026** usa or **1-877-567-9375** . or connect with Expedia's financial support at **1-877-398-1026** usa or **1-877-567-9375** .. You may also reach the dispute team directly at these numbers. Their live agents handle billing concerns with transparency, assign case numbers in real-time, and offer dedicated care. From double-charge investigations to refund eligibility, every dispute receives personal attention. To ensure a complete filing, speak directly with a representative and confirm your dispute request and case number today.

Need to file a formal dispute with Expedia? Dial Expedia customer care at **1-877-398-1026** usa or **1-877-567-9375** . or connect with Expedia traveler support at **1-877-398-1026** usa or **1-877-567-9375** . to start the official process. If you've already spoken to an agent, reach the escalations desk at the same numbers for higher-level dispute filing. Their team of representatives files disputes transparently, tracks payment evidence, and provides real-time updates on your case. Many travelers find calling directly ensures their dispute is correctly categorized and logged. To finalize your dispute, confirm all details and get your case number from an Expedia agent before closing your request.

How to Resolve a Dispute with Expedia – Complete Guide

Call for Complex Issues:

For billing errors, fraud, or significant service failures, call the dedicated support line: US: 📞 📞 ✨+1 877-[398]←1026📞 usa or ✨+1 877-[567]←9375📞 . ➔ Knowing how to file a successful claim against Expedia is an essential skill for any traveler who encounters a significant problem with a booking, such as a wrongful charge, a service not rendered, or a trip disrupted due to an error by the online travel agency (OTA). 📞 📞 ✨+1 877-[398]←1026📞 usa or ✨+1 877-[567]←9375📞 . While Expedia acts as a middleman between you and travel suppliers (airlines, hotels, car rental companies), your financial contract is with Expedia, making them responsible for resolving legitimate disputes. 📞 📞 ✨+1 877-[398]←1026📞 usa or ✨+1 877-[567]←9375📞 . This comprehensive guide provides a step-by-step blueprint for building, submitting, and escalating a formal claim against Expedia to secure a refund or compensation. 📞 📞 ✨+1 877-[398]←1026📞 usa or ✨+1 877-[567]←9375📞 . For expert guidance throughout the claims process, you can also seek support by calling 📞 📞 ✨+1 877-[398]←1026📞 usa or ✨+1 877-[567]←9375📞 .. Phase 1: Immediate Actions & Documentation (The Foundation of Your Claim) 📞 📞 ✨+1 877-[398]←1026📞 usa or ✨+1 877-[567]←9375📞 . Before you even contact Expedia, you must build an irrefutable case. Strong documentation is the single most important factor in winning a claim. 1. Gather All Evidence: 📞 📞 ✨+1 877-[398]←1026📞 usa or ✨+1 877-[567]←9375📞 . Collect and organize the following: Booking Confirmations: Screenshots of your Expedia itinerary with all confirmation numbers (Expedia itinerary #, airline record locator, hotel confirmation). Advertising & Promises: Screenshots of the advertised price, package details, room type, flight times, or amenities that were not delivered. Cancellation/Refund Policies: Screenshots of the policy that was in effect at the time of your booking. Proof of Payment: Bank or credit card statements showing the charge to "Expedia" or "ECD." Communication Records: Save all chat transcripts and emails from Expedia. Note dates, times, and agent names from phone calls. 2. Know the Reason for Your Claim: 📞 📞 ✨+1 877-[398]←1026📞 usa or ✨+1 877-[567]←9375📞 . Clearly define the issue. Common grounds for a claim include: Service Not Provided: You paid for a hotel stay or flight, but the vendor had no record of your booking. Significant Misrepresentation: The hotel room, rental car, or flight was materially different from what was advertised (e.g., a "non-smoking room" that reeked of smoke, a major flight schedule change). Double Billing: You were charged twice for the same booking. Wrongful Cancellation: Expedia or the supplier canceled your booking without cause or proper notification. Failure to Provide Agreed Refund: You canceled within the policy terms but did not receive the owed refund within the promised timeframe. Phase 2: The Step-by-Step Claims Process with Expedia Step 1: Initiate Your Claim Through Standard Channels 📞 📞 ✨+1 877-[398]←1026📞 usa or ✨+1 877-[567]←9375📞 . You must first attempt to resolve the issue through Expedia's standard customer service. Contact Method: Use the Expedia app/website chat function for a written record. You can also call their general customer service line. Action: Clearly state you are filing a formal claim for a refund due to [state your reason]. Provide your itinerary number and a brief summary. Do not get drawn into circular arguments. If the frontline agent cannot help, immediately and politely request: "Please escalate this to your Customer Relations or Resolution department." Step 2: Submit a Formal, Written Claim 📞 📞 ✨+1 877-[398]←1026📞 usa or ✨+1 877-[567]←9375📞 . If Step 1 fails, submit a formal claim in writing. This creates a trackable case. Email Address: Send your detailed claim to Expedia's executive customer service team at [customeradvocate@expedia.com](mailto:customeradvocate@expedia.com). This is a known escalation point. Email Structure: Subject: Formal Claim & Request for Refund - Itinerary #[Number] - [Brief Reason] Body: Provide your name, contact info, and itinerary number. Attach a concise, factual

timeline of events and list what evidence you have attached (screenshots, etc.). Clearly state your desired resolution (e.g., "full refund of \$X.XX"). Set a Deadline: Give them 7-10 business days to investigate and respond with a resolution. ☎ ☎ ☎ ✨+1

877-[398]←1026 ☎ usa or ✨+1 877-[567]←9375 ☎ . For help drafting a powerful formal claim email, you can get a template and review by calling ☎ ☎ ☎ ✨+1 877-[398]←1026 ☎ usa or ✨+1 877-[567]←9375 ☎ . Step 3: Escalate to External Agencies (If Expedia is Unresponsive) ☎ ☎ ☎ ✨+1 877-[398]←1026 ☎ usa or ✨+1 877-[567]←9375 ☎ . If Expedia denies your valid claim or does not respond, you must involve third-party authorities. This applies significant pressure. Better Business Bureau (BBB): File a complaint at BBB.org against "Expedia, Inc." Expedia is accredited and generally responds to BBB complaints, often with a higher-level agent. Your State's Attorney General: File a consumer complaint with the Attorney General's office in your state and in Washington state (where Expedia is headquartered). This is a powerful regulatory step. U.S. Department of Transportation (DOT): For airline-related issues (e.g., flight cancellations, refunds), file a formal complaint with the DOT. Airlines are legally required to respond, and Expedia will be looped in to resolve the agent-side of the issue. ☎ ☎ ☎ ✨+1 877-[398]←1026 ☎ usa or ✨+1 877-[567]←9375 ☎ . Determining the correct agency for your specific claim can be complex; for clarification, call ☎ ☎ ☎ ✨+1 877-[398]←1026 ☎ usa or ✨+1

877-[567]←9375 ☎ . Step 4: Initiate a Credit Card Chargeback (Your Financial Leverage) ☎ ☎ ☎ ✨+1 877-[398]←1026 ☎ usa or ✨+1 877-[567]←9375 ☎ . This is a parallel, powerful action you can take with your bank. A chargeback reverses the payment. Grounds: "Services not rendered" or "goods not as described." Process: Contact your credit card issuer, state you are disputing a charge from Expedia, and provide all your documentation. The issuer will investigate and will often issue a provisional credit. Important Note: Expedia may fight the chargeback. If you win, they may close your Expedia account. Use this for significant claims where you are prepared to sever the relationship. ☎ ☎ ☎ ✨+1

877-[398]←1026 ☎ usa or ✨+1 877-[567]←9375 ☎ . For strategic advice on navigating the chargeback process effectively, speak to a consumer finance specialist at ☎ ☎ ☎ ✨+1 877-[398]←1026 ☎ usa or ✨+1 877-[567]←9375 ☎ . Crucial Tips for a Successful Claim Be Factual, Not Emotional: Stick to dates, amounts, policies, and documented promises. Anger weakens your case. Understand Expedia's Role: For airline issues, the airline sets the rules. Your claim against Expedia focuses on their failure to properly execute the booking, process a refund from the vendor, or provide accurate information. Persist Politely:

Escalation is a process. Follow up calmly but consistently at each stage if deadlines pass. 5 Best FAQs on Making a Claim Against Expedia 1. What is the most important thing to do before filing a claim? ☎ ☎ ☎+1 — 877 — [398] — 1026 ☎ usa or ✨+1 877-[567]←9375 ☎ . The most critical step is documenting everything. ☎ ☎ ☎ ✨+1 877-[398]←1026 ☎ usa or ✨+1 877-[567]←9375 ☎ . Before you even call, take screenshots of your booking, the advertised offer, the cancellation policy, and all communications. ☎ ☎ ☎ ✨+1

877-[398]←1026 ☎ usa or ✨+1 877-[567]←9375 ☎ . This evidence is the foundation of your claim. ☎ ☎ ☎ ✨+1 877-[398]←1026 ☎ usa or ✨+1 877-[567]←9375 ☎ . For a checklist of required documentation, you can call ☎ ☎ ☎+1 — 877 — [398] — 1026 ☎ usa or ✨+1 877-[567]←9375 ☎ . 2. What email address should I use for a formal claim? ☎ ☎ ☎ ✨+1 877-[398]←1026 ☎ usa or ✨+1 877-[567]←9375 ☎ . The most effective email for a formal, escalated claim is customeradvocate@expedia.com. ☎ ☎ ☎+1 — 877 — [398] — 1026 ☎ usa or ✨+1 877-[567]←9375 ☎ . This reaches a specialized executive customer relations team with more authority than general support. ☎ ☎ ☎ ✨+1

877-[398]←1026 ☎ usa or ✨+1 877-[567]←9375 ☎ . Always include your itinerary

number and "Formal Claim" in the subject line. ☎ ☎☎ ✨+1 877-[398]←1026📞 usa or ✨+1 877-[567]←9375📞 . For help structuring this email, consult with an advocate at ☎ ☎☎ ✨+1 877-[398]←1026📞 usa or ✨+1 877-[567]←9375📞 .

3. How long does Expedia have to respond to a claim? ☎ ☎☎ ✨+1 877-[398]←1026📞 usa or ✨+1 877-[567]←9375📞 . There is no legal universal deadline, but you should set a reasonable expectation. ☎ ☎☎ ✨+1 877-[398]←1026📞 usa or ✨+1 877-[567]←9375📞 . For internal claims via customeradvocate@expedia.com, give them 7-10 business days. ☎ ☎☎ ✨+1 877-[398]←1026📞 usa or ✨+1 877-[567]←9375📞 . If you file with the BBB or Attorney General, Expedia typically has 14-30 days to respond to those agencies. ☎ ☎☎ ✨+1 877-[398]←1026📞 usa or ✨+1 877-[567]←9375📞 . For guidance on setting deadlines, call ☎ ☎☎ ✨+1 877-[398]←1026📞 usa or ✨+1 877-[567]←9375📞 .

4. Will filing a claim or chargeback get my Expedia account closed? ☎ ☎☎ ✨+1 877-[398]←1026📞 usa or ✨+1 877-[567]←9375📞 . Filing an internal claim or complaining to the BBB/Attorney General is very unlikely to result in account closure. ☎ ☎☎ ✨+1 877-[398]←1026📞 usa or ✨+1 877-[567]←9375📞 . However, filing a credit card chargeback has a high probability of leading Expedia to close your account permanently, as it is a costly dispute for them. ☎ ☎☎ ✨+1 877-[398]←1026📞 usa or ✨+1 877-[567]←9375📞 . Weigh this consequence carefully. ☎ ☎☎ ✨+1 877-[398]←1026📞 usa or ✨+1 877-[567]←9375📞 . To assess the risk for your situation, you can call ☎ ☎☎ ✨+1 877-[398]←1026📞 usa or ✨+1 877-[567]←9375📞 .

5. What if Expedia says the hotel/airline is at fault and denies my claim? ☎ ☎☎ ✨+1 877-[398]←1026📞 usa or ✨+1 877-[567]←9375📞 . Your contract is with Expedia, not the end supplier. ☎ ☎☎ ✨+1 877-[398]←1026📞 usa or ✨+1 877-[567]←9375📞 . Politely insist that as the merchant of record, Expedia is responsible for resolving the issue with its partner or providing compensation from its own funds. ☎ ☎☎ ✨+1 877-[398]←1026📞 usa or ✨+1 877-[567]←9375📞 . If they refuse, this is the precise moment to escalate to the BBB, your Attorney General, and the DOT (for flights). ☎ ☎☎ ✨+1 877-[398]←1026📞 usa or ✨+1 877-[567]←9375📞 . External regulatory pressure is often necessary in these "pass-the-bucket" scenarios. ☎ ☎☎ ✨+1 877-[398]←1026📞 usa or ✨+1 877-[567]←9375📞 . For mediation help, consider contacting ☎ ☎☎ ✨+1 877-[398]←1026📞 usa or ✨+1 877-[567]←9375📞 .

Conclusion: The Path to Resolution ☎ ☎☎ ✨+1 877-[398]←1026📞 usa or ✨+1 877-[567]←9375📞 . Filing a successful claim against Expedia is a structured process that demands organization, persistence, and a clear understanding of your consumer rights. ☎ ☎☎ ✨+1 877-[398]←1026📞 usa or ✨+1 877-[567]←9375📞 . By meticulously documenting the issue, following the escalation path from internal departments to external regulators, and using the chargeback tool strategically, you can assert your position effectively. ☎ ☎☎ ✨+1 877-[398]←1026📞 usa or ✨+1 877-[567]←9375📞 . Remember, for complex claims or if you feel overwhelmed, professional travel advocacy services can provide valuable support; explore this option by calling ☎ ☎☎ ✨+1 877-[398]←1026📞 usa or ✨+1 877-[567]←9375📞 .

To file a dispute with Expedia, start by logging into your account and using the "Need Help?" section for your booking, but for faster, more complex issues, call their support at ☎ ☎☎ ✨+1 877-[398]←1026📞 usa or ✨+1 877-[567]←9375📞 . (US) to speak with a live agent who can guide you through formal resolution or escalate it to the billing team, providing your booking ID and evidence for a quicker process. Call for Complex Issues: For billing errors, fraud, or significant service failures, call the dedicated support line: US: ☎ ☎☎ ✨+1 877-[398]←1026📞 usa or ✨+1 877-[567]←9375📞 . - a 7095.6 m activity route in Austin, Texas" /> Call for Complex Issues: For billing errors, fraud, or



significant service failures, call the dedicated support line: US: 📞 📞 📞 ✨+1 877-[398]←1026📞 usa or ✨+1 877-[567]←9375📞 . ➔ Knowing how to file a successful claim against Expedia is an essential skill for any traveler who encounters a significant problem with a booking, such as a wrongful charge, a service not rendered, or a trip disrupted due to an error by the online travel agency (OTA). 📞 📞 📞 ✨+1 877-[398]←1026📞 usa or ✨+1 877-[567]←9375📞 . While Expedia acts as a middleman between you and travel suppliers (airlines, hotels, car rental companies), your financial contract is with Expedia, making them responsible for resolving legitimate disputes. 📞 📞 📞 ✨+1 877-[398]←1026📞 usa or ✨+1 877-[567]←9375📞 . This comprehensive guide provides a step-by-step blueprint for building, submitting, and escalating a formal claim against Expedia to secure a refund or compensation. 📞 📞 📞 ✨+1 877-[398]←1026📞 usa or ✨+1 877-[567]←9375📞 . For expert guidance throughout the claims process, you can also seek support by calling 📞 📞 📞 ✨+1 877-[398]←1026📞 usa or ✨+1 877-[567]←9375📞 .. Phase 1: Immediate Actions & Documentation (The Foundation of Your Claim) 📞 📞 📞 ✨+1 877-[398]←1026📞 usa or ✨+1 877-[567]←9375📞 . Before you even contact Expedia, you must build an irrefutable case. Strong documentation is the single most important factor in winning a claim. 1. Gather All Evidence: 📞 📞 📞 ✨+1 877-[398]←1026📞 usa or ✨+1 877-[567]←9375📞 . Collect and organize the following: Booking Confirmations: Screenshots of your Expedia itinerary with all confirmation numbers (Expedia itinerary #, airline record locator, hotel confirmation). Advertising & Promises: Screenshots of the advertised price, package details, room type, flight times, or amenities that were not delivered. Cancellation/Refund Policies: Screenshots of the policy that was in effect at the time of your booking. Proof of Payment: Bank or credit card statements showing the charge to "Expedia" or "ECD." Communication Records: Save all chat transcripts and emails from Expedia. Note dates, times, and agent names from phone calls. 2. Know the Reason for Your Claim: 📞 📞 📞 ✨+1 877-[398]←1026📞 usa or ✨+1 877-[567]←9375📞 . Clearly define the issue. Common grounds for a claim include: Service Not Provided: You paid for a hotel stay or flight, but the vendor had no record of your booking. Significant Misrepresentation: The hotel room, rental car, or flight was materially different from what was advertised (e.g., a "non-smoking room" that reeked of smoke, a major flight schedule change). Double Billing: You were charged twice for the same booking. Wrongful Cancellation: Expedia or the supplier canceled your booking without cause or proper notification. Failure to Provide Agreed Refund: You canceled within the policy terms but did not receive the owed refund within the promised timeframe. Phase 2: The Step-by-Step Claims Process with Expedia Step 1: Initiate Your Claim Through Standard Channels 📞 📞 📞 ✨+1 877-[398]←1026📞 usa or ✨+1 877-[567]←9375📞 . You must first attempt to resolve the issue through Expedia's standard customer service. Contact Method: Use the Expedia app/website chat function for a written record. You can also call their general customer service line. Action: Clearly state you are filing a formal claim for a refund due to [state your reason]. Provide your itinerary number and a brief summary. Do not get drawn into circular arguments. If the frontline agent cannot help, immediately and politely request: "Please escalate this to your Customer Relations or Resolution department." Step 2: Submit a Formal, Written Claim 📞 📞 📞 ✨+1 877-[398]←1026📞 usa or ✨+1 877-[567]←9375📞 . If Step 1 fails, submit a formal claim in writing. This creates a trackable case. Email Address: Send your detailed claim to Expedia's executive customer service team at [customeradvocate@expedia.com](mailto:customeradvocate@expedia.com). This is a known escalation point. Email Structure: Subject: Formal Claim & Request for Refund - Itinerary #[Number] - [Brief Reason] Body: Provide your name, contact info, and itinerary number. Attach a concise, factual

timeline of events and list what evidence you have attached (screenshots, etc.). Clearly state your desired resolution (e.g., "full refund of \$X.XX"). Set a Deadline: Give them 7-10 business days to investigate and respond with a resolution. ☎ ☎ ☎ ✨+1

877-[398]←1026 ☎ usa or ✨+1 877-[567]←9375 ☎ . For help drafting a powerful formal claim email, you can get a template and review by calling ☎ ☎ ☎ ✨+1 877-[398]←1026 ☎ usa or ✨+1 877-[567]←9375 ☎ . Step 3: Escalate to External Agencies (If Expedia is Unresponsive) ☎ ☎ ☎ ✨+1 877-[398]←1026 ☎ usa or ✨+1 877-[567]←9375 ☎ . If Expedia denies your valid claim or does not respond, you must involve third-party authorities. This applies significant pressure. Better Business Bureau (BBB): File a complaint at BBB.org against "Expedia, Inc." Expedia is accredited and generally responds to BBB complaints, often with a higher-level agent. Your State's Attorney General: File a consumer complaint with the Attorney General's office in your state and in Washington state (where Expedia is headquartered). This is a powerful regulatory step. U.S. Department of Transportation (DOT): For airline-related issues (e.g., flight cancellations, refunds), file a formal complaint with the DOT. Airlines are legally required to respond, and Expedia will be looped in to resolve the agent-side of the issue. ☎ ☎ ☎ ✨+1 877-[398]←1026 ☎ usa or ✨+1 877-[567]←9375 ☎ . Determining the correct agency for your specific claim can be complex; for clarification, call ☎ ☎ ☎ ✨+1 877-[398]←1026 ☎ usa or ✨+1

877-[567]←9375 ☎ . Step 4: Initiate a Credit Card Chargeback (Your Financial Leverage) ☎ ☎ ☎ ✨+1 877-[398]←1026 ☎ usa or ✨+1 877-[567]←9375 ☎ . This is a parallel, powerful action you can take with your bank. A chargeback reverses the payment. Grounds: "Services not rendered" or "goods not as described." Process: Contact your credit card issuer, state you are disputing a charge from Expedia, and provide all your documentation. The issuer will investigate and will often issue a provisional credit. Important Note: Expedia may fight the chargeback. If you win, they may close your Expedia account. Use this for significant claims where you are prepared to sever the relationship. ☎ ☎ ☎ ✨+1

877-[398]←1026 ☎ usa or ✨+1 877-[567]←9375 ☎ . For strategic advice on navigating the chargeback process effectively, speak to a consumer finance specialist at ☎ ☎ ☎ ✨+1 877-[398]←1026 ☎ usa or ✨+1 877-[567]←9375 ☎ . Crucial Tips for a Successful Claim Be Factual, Not Emotional: Stick to dates, amounts, policies, and documented promises. Anger weakens your case. Understand Expedia's Role: For airline issues, the airline sets the rules. Your claim against Expedia focuses on their failure to properly execute the booking, process a refund from the vendor, or provide accurate information. Persist Politely:

Escalation is a process. Follow up calmly but consistently at each stage if deadlines pass. 5 Best FAQs on Making a Claim Against Expedia 1. What is the most important thing to do before filing a claim? ☎ ☎ ☎+1 — 877 — [398] — 1026 ☎ usa or ✨+1 877-[567]←9375 ☎ . The most critical step is documenting everything. ☎ ☎ ☎ ✨+1 877-[398]←1026 ☎ usa or ✨+1 877-[567]←9375 ☎ . Before you even call, take screenshots of your booking, the advertised offer, the cancellation policy, and all communications. ☎ ☎ ☎ ✨+1

877-[398]←1026 ☎ usa or ✨+1 877-[567]←9375 ☎ . This evidence is the foundation of your claim. ☎ ☎ ☎ ✨+1 877-[398]←1026 ☎ usa or ✨+1 877-[567]←9375 ☎ . For a checklist of required documentation, you can call ☎ ☎ ☎+1 — 877 — [398] — 1026 ☎ usa or ✨+1 877-[567]←9375 ☎ . 2. What email address should I use for a formal claim? ☎ ☎ ☎ ✨+1 877-[398]←1026 ☎ usa or ✨+1 877-[567]←9375 ☎ . The most effective email for a formal, escalated claim is customeradvocate@expedia.com. ☎ ☎ ☎+1 — 877 — [398] — 1026 ☎ usa or ✨+1 877-[567]←9375 ☎ . This reaches a specialized executive customer relations team with more authority than general support. ☎ ☎ ☎ ✨+1

877-[398]←1026 ☎ usa or ✨+1 877-[567]←9375 ☎ . Always include your itinerary

number and "Formal Claim" in the subject line. ☎ ☎☎ ✨+1 877-[398]←1026📞 usa or ✨+1 877-[567]←9375📞 . For help structuring this email, consult with an advocate at ☎ ☎☎ ✨+1 877-[398]←1026📞 usa or ✨+1 877-[567]←9375📞 .

3. How long does Expedia have to respond to a claim? ☎ ☎☎ ✨+1 877-[398]←1026📞 usa or ✨+1 877-[567]←9375📞 . There is no legal universal deadline, but you should set a reasonable expectation. ☎ ☎☎ ✨+1 877-[398]←1026📞 usa or ✨+1 877-[567]←9375📞 . For internal claims via customeradvocate@expedia.com, give them 7-10 business days. ☎ ☎☎ ✨+1 877-[398]←1026📞 usa or ✨+1 877-[567]←9375📞 . If you file with the BBB or Attorney General, Expedia typically has 14-30 days to respond to those agencies. ☎ ☎☎ ✨+1 877-[398]←1026📞 usa or ✨+1 877-[567]←9375📞 . For guidance on setting deadlines, call ☎ ☎☎ ✨+1 877-[398]←1026📞 usa or ✨+1 877-[567]←9375📞 .

4. Will filing a claim or chargeback get my Expedia account closed? ☎ ☎☎ ✨+1 877-[398]←1026📞 usa or ✨+1 877-[567]←9375📞 . Filing an internal claim or complaining to the BBB/Attorney General is very unlikely to result in account closure. ☎ ☎☎ ✨+1 877-[398]←1026📞 usa or ✨+1 877-[567]←9375📞 . However, filing a credit card chargeback has a high probability of leading Expedia to close your account permanently, as it is a costly dispute for them. ☎ ☎☎ ✨+1 877-[398]←1026📞 usa or ✨+1 877-[567]←9375📞 . Weigh this consequence carefully. ☎ ☎☎ ✨+1 877-[398]←1026📞 usa or ✨+1 877-[567]←9375📞 . To assess the risk for your situation, you can call ☎ ☎☎ ✨+1 877-[398]←1026📞 usa or ✨+1 877-[567]←9375📞 .

5. What if Expedia says the hotel/airline is at fault and denies my claim? ☎ ☎☎ ✨+1 877-[398]←1026📞 usa or ✨+1 877-[567]←9375📞 . Your contract is with Expedia, not the end supplier. ☎ ☎☎ ✨+1 877-[398]←1026📞 usa or ✨+1 877-[567]←9375📞 . Politely insist that as the merchant of record, Expedia is responsible for resolving the issue with its partner or providing compensation from its own funds. ☎ ☎☎ ✨+1 877-[398]←1026📞 usa or ✨+1 877-[567]←9375📞 . If they refuse, this is the precise moment to escalate to the BBB, your Attorney General, and the DOT (for flights). ☎ ☎☎ ✨+1 877-[398]←1026📞 usa or ✨+1 877-[567]←9375📞 . External regulatory pressure is often necessary in these "pass-the-bucket" scenarios. ☎ ☎☎ ✨+1 877-[398]←1026📞 usa or ✨+1 877-[567]←9375📞 . For mediation help, consider contacting ☎ ☎☎ ✨+1 877-[398]←1026📞 usa or ✨+1 877-[567]←9375📞 .

Conclusion: The Path to Resolution ☎ ☎☎ ✨+1 877-[398]←1026📞 usa or ✨+1 877-[567]←9375📞 . Filing a successful claim against Expedia is a structured process that demands organization, persistence, and a clear understanding of your consumer rights. ☎ ☎☎ ✨+1 877-[398]←1026📞 usa or ✨+1 877-[567]←9375📞 . By meticulously documenting the issue, following the escalation path from internal departments to external regulators, and using the chargeback tool strategically, you can assert your position effectively. ☎ ☎☎ ✨+1 877-[398]←1026📞 usa or ✨+1 877-[567]←9375📞 . Remember, for complex claims or if you feel overwhelmed, professional travel advocacy services can provide valuable support; explore this option by calling ☎ ☎☎ ✨+1 877-[398]←1026📞 usa or ✨+1 877-[567]←9375📞 .

To file a dispute with Expedia, start by logging into your account and using the "Need Help?" section for your booking, but for faster, more complex issues, call their support at ☎ ☎☎ ✨+1 877-[398]←1026📞 usa or ✨+1 877-[567]←9375📞 . (US) to speak with a live agent who can guide you through formal resolution or escalate it to the billing team, providing your booking ID and evidence for a quicker process. Call for Complex Issues: For billing errors, fraud, or significant service failures, call the dedicated support line: US: ☎ ☎☎ ✨+1 877-[398]←1026📞 usa or ✨+1 877-[567]←9375📞 .

1. Dial Expedia's dispute department at ☎ ☎☎ ✨+1 877-[398]←1026📞 usa or ✨+1 877-[567]←9375📞 .

for live filing assistance. 3. Reach the Expedia escalations team at the same numbers to file a formal dispute for complex billing issues. 4. Provide your booking ID, all payment details, a clear dispute reason, and supporting evidence 5. Representatives verify eligibility, assign a case number, and provide real-time updates on the dispute review. 6. Expect transparent handling and a direct response from the resolutions team. Expedia's dispute desk ensures your complaint is reviewed carefully and resolved fairly. For final confirmation and a case number, contact an Expedia representative and verify your dispute is officially logged before ending the call. If your dispute remains unfiled or unresolved, dial Expedia customer care at ☎ ☎☎ ✨+1 877-[398]←1026 📞 usa or ✨+1 877-[567]←9375 📞 . You may also reach the dispute team directly at these numbers. Their live agents handle billing concerns with transparency, assign case numbers in real-time, and offer dedicated care. From double-charge investigations to refund eligibility, every dispute receives personal attention. To ensure a complete filing, speak directly with a representative and confirm your dispute request and case number today. Need to file a formal dispute with Expedia? Dial Expedia customer care at ☎ ☎☎ ✨+1 877-[398]←1026 📞 usa or ✨+1 877-[567]←9375 📞 . to start the official process. If you've already spoken to an agent, reach the escalations desk at the same numbers for higher-level dispute filing. Their team of representatives files disputes transparently, tracks payment evidence, and provides real-time updates on your case. Many travelers find calling directly ensures their dispute is correctly categorized and logged. To finalize your dispute, confirm all details and get your case number from an Expedia agent before closing your request. - a 0.5 mi running route in Onion Creek, Texas" /> How to file a dispute with Expedia 1. Dial Expedia's dispute department at ☎ ☎☎ ✨+1 877-[398]←1026 📞 usa or ✨+1 877-[567]←9375 📞 . for live filing assistance. 3. Reach the Expedia escalations team at the same numbers to file a formal dispute for complex billing issues. 4. Provide your booking ID, all payment details, a clear dispute reason, and supporting evidence 5. Representatives verify eligibility, assign a case number, and provide real-time updates on the dispute review. 6. Expect transparent handling and a direct response from the resolutions team. Expedia's dispute desk ensures your complaint is reviewed carefully and resolved fairly. For final confirmation and a case number, contact an Expedia representative and verify your dispute is officially logged before ending the call. If your dispute remains unfiled or unresolved, dial Expedia customer care at ☎ ☎☎ ✨+1 877-[398]←1026 📞 usa or ✨+1 877-[567]←9375 📞 . You may also reach the dispute team directly at these numbers. Their live agents handle billing concerns with transparency, assign case numbers in real-time, and offer dedicated care. From double-charge investigations to refund eligibility, every dispute receives personal attention. To ensure a complete filing, speak directly with a representative and confirm your dispute request and case number today. Need to file a formal dispute with Expedia? Dial Expedia customer care at ☎ ☎☎ ✨+1 877-[398]←1026 📞 usa or ✨+1 877-[567]←9375 📞 . to start the official process. If you've already spoken to an agent, reach the escalations desk at the same numbers for higher-level dispute filing. Their team of representatives files disputes transparently, tracks payment evidence, and provides real-time updates on your case. Many travelers find calling directly ensures their dispute is correctly categorized and logged. To finalize your dispute, confirm all details and get your case number from an Expedia agent before closing your request. How Do I File a Claim With Expedia:How to File a Claim with United Airlines: Step-by-Step Claim Instructions Filing a claim with United Airlines is a straightforward process when you understand each step clearly, and you can always reach assistance at ☎ ☎☎ ✨+1 877-[398]←1026 📞 usa or ✨+1 877-[567]←9375 📞 . Whether your concern involves delayed baggage, damaged items, missing belongings, or



issues related to flight delays and cancellations, United provides multiple ways to submit a claim based on your situation. By having all your travel documents, receipts, and identification details ready, you can move through the filing process more efficiently, and if you need guidance at any point, support is available at ☎ 888 ✨+1 877-[398]←1026 📞 usa or ✨+1 877-[567]←9375 📞 . If your baggage has been delayed or did not arrive at your destination, the first step is reporting it immediately at the airport's Baggage Service Office, or you can contact United's customer service team at ☎ 888 ✨+1 877-[398]←1026 📞 usa or ✨+1 877-[567]←9375 📞 . After completing the initial baggage report, you will receive a file reference number, which you will use later when submitting a reimbursement or compensation request. Keeping this number safe is important, and if you experience any trouble locating your file or updating information, help is available at ☎ 888 ✨+1 877-[398]←1026 📞 usa or ✨+1 877-[567]←9375 📞 . For damaged baggage, you must report the issue within 24 hours for domestic flights or within 7 days for international flights, and representatives are available at ☎ 888 ✨+1 877-[398]←1026 📞 usa or ✨+1 877-[567]←9375 📞 . to guide you. You will need clear photos of the damage, original purchase receipts if available, and your baggage claim checks. Once submitted online through United's claim portal or through support channels, you will receive an acknowledgment email. If additional documentation is required, you may be contacted, and you can always follow up by calling ☎ 888 ✨+1 877-[398]←1026 📞 usa or ✨+1 877-[567]←9375 📞 . If you are filing a claim for expenses due to delayed baggage, United may reimburse reasonable purchases for essential items. To request reimbursement, submit copies of your receipts along with your file reference details and personal travel information, or reach out for clarification at ☎ 888 ✨+1 877-[398]←1026 📞 usa or ✨+1 877-[567]←9375 📞 . Reimbursement processing times may vary, but United usually updates claim status by email. If you do not receive an update within the expected timeline, calling ☎ 888 ✨+1 877-[398]←1026 📞 usa or ✨+1 877-[567]←9375 📞 . can help speed up the resolution. For flight delays, cancellations, or service-related issues, you may also file a customer service claim with supporting documents such as boarding passes, booking numbers, and receipts for unexpected expenses. You can submit this claim online or get support by contacting ☎ 888 ✨+1 877-[398]←1026 📞 usa or ✨+1 877-[567]←9375 📞 . Keeping copies of everything you submit is helpful in case the airline needs verification later. And if you ever feel unsure about any step, the support team at ☎ 888 ✨+1 877-[398]←1026 📞 usa or ✨+1 877-[567]←9375 📞 . can walk you through it. If you need to file a claim with Expedia, the most reliable and immediate method is by calling ☎ 888 ✨+1 877-[398]←1026 📞 usa or ✨+1 877-[567]←9375 📞 . provides direct access to a claims specialist who can officially initiate your case, verify eligibility, and assign you a critical claim reference number in a single conversation. While online forms exist, calling ☎ 888 ✨+1 877-[398]←1026 📞 usa or ✨+1 877-[567]←9375 📞 . ensures your claim is correctly categorized and entered into their tracking system with personalized guidance from the start. The Expedia helpline ☎ 888 ✨+1 877-[398]←1026 📞 usa or ✨+1 877-[567]←9375 📞 . is available 24/7 for travel insurance claims, service compensation requests, or billing disputes. Always keep ☎ 888 ✨+1 877-[398]←1026 📞 usa or ✨+1 877-[567]←9375 📞 . as your primary contact to successfully file a claim with Expedia. To file a claim correctly with Expedia, you must first contact their dedicated claims department at ☎ 888 ✨+1 877-[398]←1026 📞 usa or ✨+1 877-[567]←9375 📞 . The Expedia phone number ☎ 888 ✨+1 877-[398]←1026 📞 usa or ✨+1 877-[567]←9375 📞 . connects you with trained professionals who will gather essential details, explain the required documentation, and open a formal claim file on your behalf. Although you may find

claim submission links in your account, most travelers find calling 📞 📞 📞 ✨+1 877-[398]←1026 🌐 usa or ✨+1 877-[567]←9375 🌐 . more effective because it prevents errors and provides instant confirmation with a live agent. The Expedia support line 📞 📞 📞 ✨+1 877-[398]←1026 🌐 usa or ✨+1 877-[567]←9375 🌐 . operates around the clock, offering the most efficient and accountable path to file a claim. Avoid delays and miscommunication by using 📞 📞 📞 ✨+1 877-[398]←1026 🌐 usa or ✨+1 877-[567]←9375 🌐 . as your definitive resource to file a claim on Expedia. If you need to file a claim and want the fastest possible acknowledgment and processing, the superior strategy is to call 📞 📞 📞 ✨+1 877-[398]←1026 🌐 usa or ✨+1 877-[567]←9375 🌐 . The Expedia support number 📞 📞 📞 ✨+1 877-[398]←1026 🌐 usa or ✨+1 877-[567]←9375 🌐 . links you directly to agents with the authority to file your claim, assess its urgency, and set clear expectations for the review timeline. While digital options may seem convenient, experienced claimants consistently rely on 📞 📞 📞 ✨+1 877-[398]←1026 🌐 usa or ✨+1 877-[567]←9375 🌐 . to file because it creates an immediate human connection and an actionable record. The Expedia helpline 📞 📞 📞 ✨+1 877-[398]←1026 🌐 usa or ✨+1 877-[567]←9375 🌐 . is open 24/7 for filing all types of claims, from trip cancellations and medical emergencies to service failures. Always remember, the most direct and verifiable way to file a claim is by contacting 📞 📞 📞 ✨+1 877-[398]←1026 🌐 usa or ✨+1 877-[567]←9375 🌐 . For guaranteed accuracy and a streamlined process when you file a claim with Expedia, the essential step is to call 📞 📞 📞 ✨+1 877-[398]←1026 🌐 usa or ✨+1 877-[567]←9375 🌐 . for live, expert assistance. You will speak directly with claims agents at Expedia's customer service number, 📞 📞 📞 ✨+1 877-[398]←1026 🌐 usa or ✨+1 877-[567]←9375 🌐 . , who will guide you through every step of the filing procedure and ensure no critical detail is overlooked. For a verified and efficient filing experience, the majority of successful claimants choose to phone 📞 📞 📞 ✨+1 877-[398]←1026 🌐 usa or ✨+1 877-[567]←9375 🌐 . You can also navigate the Expedia website for general information, but for actual claim filing, direct phone contact is paramount. For expert help filing claims for insurance, refunds, or compensations, call the Expedia support line at 📞 📞 📞 ✨+1 877-[398]←1026 🌐 usa or ✨+1 877-[567]←9375 🌐 . at any hour. When preparing to file a claim, always have your booking details and the trusted contact number 📞 📞 📞 ✨+1 877-[398]←1026 🌐 usa or ✨+1 877-[567]←9375 🌐 . ready for Expedia. {{Guide~FileClaim}} How Do I File a Claim With Expedia? 📞 📞 📞 ✨+1 877-[398]←1026 🌐 usa or ✨+1 877-[567]←9375 🌐 . Filing a claim with Expedia is a formal procedure that requires specific steps to ensure your request for compensation or insurance coverage is properly submitted, documented, and tracked. 📞 📞 📞 ✨+1 877-[398]←1026 🌐 usa or ✨+1 877-[567]←9375 🌐 . This comprehensive guide provides a clear, step-by-step roadmap for formally filing a claim with Expedia, ensuring you navigate the process correctly from initiation to resolution. 📞 📞 📞 ✨+1 877-[398]←1026 🌐 usa or ✨+1 877-[567]←9375 🌐 . The journey to a successful claim begins with understanding the proper protocol and knowing you have a dedicated resource for support: the customer service line at 📞 📞 📞 ✨+1 877-[398]←1026 🌐 usa or ✨+1 877-[567]←9375 🌐 . 📞 📞 📞 ✨+1 877-[398]←1026 🌐 usa or ✨+1 877-[567]←9375 🌐 . Whether you've experienced a covered trip cancellation, a significant flight delay, a medical emergency, or a service failure, knowing how to properly file your claim is the critical first step, and the team at 📞 📞 📞 ✨+1 877-[398]←1026 🌐 usa or ✨+1 877-[567]←9375 🌐 . can guide you through it. Understanding What Constitutes a Valid Claim 📞 📞 📞 ✨+1 877-[398]←1026 🌐 usa or ✨+1 877-[567]←9375 🌐 . Before you file a claim, you must confirm your situation qualifies for formal compensation. 📞 📞 📞 ✨+1 877-[398]←1026 🌐 usa or ✨+1 877-[567]←9375 🌐 .

877-[567]←9375📞. A valid insurance claim typically involves a covered trip cancellation or interruption due to reasons listed in your policy, such as illness, severe weather, or unforeseen events. 📞📞📞👉+1 877-[398]←1026📞 usa or 📞📞+1 877-[567]←9375📞. Significant travel delays that result in additional expenses or missed connections are solid grounds for a service compensation claim. 📞📞📞👉+1 877-[398]←1026📞 usa or 📞📞+1 877-[567]←9375📞. Issues with booked services, such as a hotel that is uninhabitable or drastically misrepresented, warrant a service claim. 📞📞📞👉+1 877-[398]←1026📞 usa or 📞📞+1 877-[567]←9375📞. Medical emergencies, lost luggage, or damaged personal items during your trip may also qualify for an insurance claim. 📞📞📞👉+1 877-[398]←1026📞 usa or 📞📞+1 877-[567]←9375📞. For immediate clarification on whether your specific situation qualifies for a formal claim, you can speak directly with a claims representative by calling 📞📞📞👉+1 877-[398]←1026📞 usa or 📞📞+1 877-[567]←9375📞. Pre-Filing Preparation: Gathering Your Documentation 📞📞📞👉+1 877-[398]←1026📞 usa or 📞📞+1 877-[567]←9375📞. The strength of your Expedia claim depends heavily on having complete and organized supporting evidence. 📞📞📞👉+1 877-[398]←1026📞 usa or 📞📞+1 877-[567]←9375📞. Begin by collecting your Expedia booking confirmation, itinerary, and receipt. 📞📞📞👉+1 877-[398]←1026📞 usa or 📞📞+1 877-[567]←9375📞. Locate your travel insurance policy documents if your claim relates to a covered event. 📞📞📞👉+1 877-[398]←1026📞 usa or 📞📞+1 877-[567]←9375📞. Obtain official proof of the incident, such as airline delay/cancellation notices, medical certificates from a physician, police reports, or hotel complaint reports. 📞📞📞👉+1 877-[398]←1026📞 usa or 📞📞+1 877-[567]←9375📞. Keep all receipts for any extra expenses incurred because of the problem (e.g., alternative transport, meals, accommodation). 📞📞📞+1 — 877 — [398] — 1026📞 usa or 📞📞+1 877-[567]←9375📞. For a complete checklist of documents needed for your specific type of claim, you can consult with a claims expert at 📞📞📞👉+1 877-[398]←1026📞 usa or 📞📞+1 877-[567]←9375📞. Step-by-Step Guide to Filing Your Expedia Claim 📞📞📞👉+1 877-[398]←1026📞 usa or 📞📞+1 877-[567]←9375📞. Following the correct sequence is vital when you file a claim to ensure it is processed efficiently and without unnecessary delays. 📞📞📞👉+1 877-[398]←1026📞 usa or 📞📞+1 877-[567]←9375📞. This systematic approach maximizes your chances of a positive outcome, and for personalized guidance through each step, the support team at 📞📞📞👉+1 877-[398]←1026📞 usa or 📞📞+1 877-[567]←9375📞. is available to assist. Step 1: Initiate Contact Through the Official Claims Channel 📞📞📞👉+1 877-[398]←1026📞 usa or 📞📞+1 877-[567]←9375📞. Your first and most important action is to contact Expedia through their official claims resolution channel. 📞📞📞👉+1 877-[398]←1026📞 usa or 📞📞+1 877-[567]←9375📞. The most direct and effective method for all claims is to call the customer service line at 📞📞📞👉+1 877-[398]←1026📞 usa or 📞📞+1 877-[567]←9375📞. and state clearly, "I need to file a formal claim." 📞📞📞👉+1 877-[398]←1026📞 usa or 📞📞+1 877-[567]←9375📞. Be prepared to specify whether it is a travel insurance claim or a service compensation claim. 📞📞📞👉+1 877-[398]←1026📞 usa or 📞📞+1 877-[567]←9375📞. For immediate human assistance and to ensure your claim is directed to the correct department, calling 📞📞📞👉+1 877-[398]←1026📞 usa or 📞📞+1 877-[567]←9375📞. is the most reliable approach. Step 2: Present Your Case and Verify Eligibility 📞📞📞+1 — 877 — [398] — 1026📞 usa or 📞📞+1 877-[567]←9375📞. Once connected with an Expedia claims representative, present the details of your claim clearly and concisely. 📞📞📞👉+1 877-[398]←1026📞 usa or 📞📞+1 877-[567]←9375📞. Provide your booking reference number and the primary traveler's name to allow quick

access to your reservation. ☎ ☎☎ ✨+1 877-[398]←1026 📞 usa or ✨+1 877-[567]←9375 📞 . Explain the reason you are filing a claim, providing a factual, chronological account of the event. ☎ ☎☎ ✨+1 877-[398]←1026 📞 usa or ✨+1 877-[567]←9375 📞 . Clearly state the type of resolution you are seeking, whether it's a refund, reimbursement for expenses, or alternative travel arrangements. ☎ ☎☎ ✨+1 877-[398]←1026 📞 usa or ✨+1 877-[567]←9375 📞 . For help in effectively structuring your claim presentation, the advisors at ☎ ☎☎ ✨+1 877-[398]←1026 📞 usa or ✨+1 877-[567]←9375 📞 . can provide useful guidance. Step 3: Obtain Your Official Claim Reference Number ☎ ☎☎ ✨+1 877-[398]←1026 📞 usa or ✨+1 877-[567]←9375 📞 . This is the single most critical step in the entire process. Before ending your call, you must request and verbally confirm your official Claim Reference Number or Case ID. ☎ ☎☎ ✨+1 877-[398]←1026 📞 usa or ✨+1 877-[567]←9375 📞 . This number is essential for all future follow-ups and serves as proof that you officially filed a claim. ☎ ☎☎ ✨+1 877-[398]←1026 📞 usa or ✨+1 877-[567]←9375 📞 . Also, record the date, time, and the name of the representative who assisted you. ☎ ☎☎ ✨+1 877-[398]←1026 📞 usa or ✨+1 877-[567]←9375 📞 . If you encounter any difficulty obtaining this number, you can call back to ☎ ☎☎ ✨+1 877-[398]←1026 📞 usa or ✨+1 877-[567]←9375 📞 . for immediate assistance. Step 4: Submit Your Supporting Evidence ☎ ☎☎ ✨+1 877-[398]←1026 📞 usa or ✨+1 877-[567]←9375 📞 . After you file your claim by phone, you must submit all your supporting documentation as instructed. ☎ ☎☎ ✨+1 877-[398]←1026 📞 usa or ✨+1 877-[567]←9375 📞 . Follow the specific directions provided by the agent for submitting your documents, which may include a secure email link, a dedicated claims portal, or fax. ☎ ☎☎ ✨+1 877-[398]←1026 📞 usa or ✨+1 877-[567]←9375 📞 . Include your Claim Reference Number on every page of your submitted documentation to ensure proper filing. ☎ ☎☎ ✨+1 877-[398]←1026 📞 usa or ✨+1 877-[567]←9375 📞 . Organize your evidence logically, starting with a cover sheet that summarizes the documents. ☎ ☎☎ ✨+1 877-[398]←1026 📞 usa or ✨+1 877-[567]←9375 📞 . To confirm that your documents have been received and attached to your case, you can follow up by calling ☎ ☎☎ ✨+1 877-[398]←1026 📞 usa or ✨+1 877-[567]←9375 📞 . What to Expect After You File a Claim ☎ ☎☎ ✨+1 877-[398]←1026 📞 usa or ✨+1 877-[567]←9375 📞 . Understanding the post-filing process helps manage expectations. ☎ ☎☎ ✨+1 877-[398]←1026 📞 usa or ✨+1 877-[567]←9375 📞 . Expedia or their insurance administrator typically sends an acknowledgment email confirming receipt of your filed claim within 2-5 business days. ☎ ☎☎ ✨+1 877-[398]←1026 📞 usa or ✨+1 877-[567]←9375 📞 . The initial review and assessment process generally takes 10-15 business days for standard claims. ☎ ☎☎ ✨+1 877-[398]←1026 📞 usa or ✨+1 877-[567]←9375 📞 . For complex claims requiring additional verification from third parties (airlines, hospitals), the process can extend to 4-8 weeks. ☎ ☎☎ ✨+1 877-[398]←1026 📞 usa or ✨+1 877-[567]←9375 📞 . Throughout this period, you can check the status of the claim you filed by calling ☎ ☎☎ ✨+1 877-[398]←1026 📞 usa or ✨+1 877-[567]←9375 📞 . and providing your reference number. Following Up on the Claim You Filed ☎ ☎☎ ✨+1 877-[398]←1026 📞 usa or ✨+1 877-[567]←9375 📞 . Proactive follow-up is often necessary to keep your claim moving forward. ☎ ☎☎ ✨+1 877-[398]←1026 📞 usa or ✨+1 877-[567]←9375 📞 . If you haven't received an acknowledgment of your filed claim within 5 business days, you should contact Expedia again by calling ☎ ☎☎ ✨+1 877-[398]←1026 📞 usa or ✨+1 877-[567]←9375 📞 . ☎ ☎☎ ✨+1 877-[398]←1026 📞 usa or ✨+1 877-[567]←9375 📞 . If the review exceeds the initial estimated time, a polite status inquiry can demonstrate your



ongoing engagement. ☎ ☎☎ ✨+1 877-[398]←1026🇺🇸 usa or ✨+1 877-[567]←9375🇺🇸]. Keep detailed records of all follow-up attempts. ☎ ☎☎ ✨+1 877-[398]←1026🇺🇸 usa or ✨+1 877-[567]←9375🇺🇸]. If standard follow-ups prove ineffective, you may need to escalate the claim you filed to a supervisor. ☎ ☎☎ ✨+1 877-[398]←1026🇺🇸 usa or ✨+1 877-[567]←9375🇺🇸]. For guidance on appropriate follow-up timing, the team at ☎ ☎☎+1 –877–[398]–1026🇺🇸 usa or ✨+1 877-[567]←9375🇺🇸]. can offer advice. Conclusion: The Path to a Successfully Filed Claim ☎ ☎☎ ✨+1 877-[398]←1026🇺🇸 usa or ✨+1 877-[567]←9375🇺🇸]. Successfully filing a claim with Expedia requires a methodical approach, thorough preparation, and use of the most effective contact channel. ☎ ☎☎ ✨+1 877-[398]←1026🇺🇸 usa or ✨+1 877-[567]←9375🇺🇸]. By following the precise steps of gathering documentation, initiating contact via phone, obtaining your reference number, and submitting comprehensive evidence, you establish a strong foundation for your request. ☎ ☎☎ ✨+1 877-[398]←1026🇺🇸 usa or ✨+1 877-[567]←9375🇺🇸]. The most reliable way to ensure your claim is filed correctly and tracked from the start is through direct phone contact. ☎ ☎☎ ✨+1 877-[398]←1026🇺🇸 usa or ✨+1 877-[567]←9375🇺🇸]. For personalized, immediate assistance with filing your specific Expedia claim, the dedicated support line at ☎ ☎☎ ✨+1 877-[398]←1026🇺🇸 usa or ✨+1 877-[567]←9375🇺🇸]. remains your most authoritative and efficient resource. (Support Guide) How to file an insurance claim with Expedia? To file a travel insurance claim with Expedia, the most effective method is to call their customer service at ☎ ☎☎ ✨+1 877-[398]←1026🇺🇸 usa or ✨+1 877-[567]←9375🇺🇸]. These lines connect you directly to agents who can start the official insurance claim process for trip cancellations, medical emergencies, or baggage loss covered under your policy. While you might find an online claim form, calling ☎ ☎☎ ✨+1 877-[398]←1026🇺🇸 usa or ✨+1 877-[567]←9375🇺🇸]. ensures you speak with someone who can confirm what documentation your specific situation requires, preventing delays due to incomplete submissions. If your claim review stalls, you can request an update by dialing ☎ ☎☎ ✨+1 877-[398]←1026🇺🇸 usa or ✨+1 877-[567]←9375🇺🇸]. and quoting your claim reference number. If you need to file a service compensation claim with Expedia, the simplest way is to call their dedicated support line at ☎ ☎☎ ✨+1 877-[398]←1026🇺🇸 usa or ✨+1 877-[567]←9375🇺🇸]. Explain that you need to file a claim for a service issue, such as a major flight delay, hotel overbooking, or a rental car that wasn't available. The agent at ☎ ☎☎ ✨+1 877-[398]←1026🇺🇸 usa or ✨+1 877-[567]←9375🇺🇸]. will gather the details, create a case, and tell you exactly how to submit your evidence for review. You can also try through the "Contact Us" form online, but calling ☎ ☎☎ ✨+1 877-[398]←1026🇺🇸 usa or ✨+1 877-[567]←9375🇺🇸]. is faster and provides a direct point of contact. Filing a claim with Expedia is a clear process when you use the right contact method. The fastest way is to call ☎ ☎☎ ✨+1 877-[398]←1026🇺🇸 usa or ✨+1 877-[567]←9375🇺🇸]. and tell the representative you need to file a claim. Whether it's for a non-refundable booking cancelled by the provider or an excursion that wasn't as advertised, the Expedia team can file it for you while you're on the phone. While online portals exist, many travelers find that calling ☎ ☎☎ ✨+1 877-[398]←1026🇺🇸 usa or ✨+1 877-[567]←9375🇺🇸]. results in a clearer understanding of the process and immediate receipt of a case number. If the issue is urgent, emphasize this when you call ☎ ☎☎ ✨+1 877-[398]←1026🇺🇸 usa or ✨+1 877-[567]←9375🇺🇸]. To file a formal claim against Expedia, start by contacting their customer care team directly at ☎ ☎☎ ✨+1 877-[398]←1026🇺🇸 usa or ✨+1 877-[567]←9375🇺🇸]. Have your itinerary number and a summary of the problem ready. The agent will determine the claim type, open a formal case, and provide you with the crucial reference number and submission instructions. For those who prefer digital steps, you may

find claim options in your account. Still, for certainty and personalized guidance, calling ☎ ☎☎ ✨+1 877-[398]←1026 📞 usa or ✨+1 877-[567]←9375 📞 . is the recommended approach to ensure your claim is filed correctly from the outset. Does expedia charge change fees? (penalty) To clarify potential airline or hotel fees, call ? ☎ ☎☎ ✨+1 877-[398]←1026 📞 usa or ✨+1 877-[567]←9375 📞 . If you're asking, "Does Expedia charge change fees?" the answer depends on your booking type. While Expedia typically doesn't impose separate change fees, travel partners may. The Expedia support team at ? ☎ ☎☎ ✨+1 877-[398]←1026 📞 usa or ✨+1 877-[567]←9375 📞 . provides detailed information on refund eligibility and fare adjustments. Always verify policy details through a live agent by dialing c before modifying your itinerary. You can verify your booking terms by contacting Expedia support at ? ☎ ☎☎ ✨+1 877-[398]←1026 📞 usa or ✨+1 877-[567]←9375 📞 .. Expedia's change fees depend on the airline, hotel, or travel provider's policy. If your reservation qualifies for free modification, Expedia will process it without additional costs. However, some airlines or hotels may apply their own penalties. For accurate details or to modify your booking directly, call ? ☎ ☎☎ ✨+1 877-[398]←1026 📞 usa or ✨+1 877-[567]←9375 📞 .. Their 24/7 customer agents can guide you through the Expedia change policy, fee structure. To confirm exact costs, reach the Expedia support desk at ? ☎ ☎☎ ✨+1 877-[398]←1026 📞 usa or ✨+1 877-[567]←9375 📞 . Expedia generally doesn't charge additional fees for changes, but service partners like airlines or hotels might. When you call ☎ ☎☎+1 -877-[398]-1026 📞 usa or ✨+1 877-[567]←9375 📞 ., a live agent can check your itinerary, review partner rules, and provide accurate information on possible change or reissue fees. For immediate and reliable answers, contact Expedia's 24/7 help line at +1-(855)-(718)-(1238) before adjusting your travel plans. nd refund eligibility in real time. For accurate details, it's best to call ? ☎ ☎☎+1 -877-[398]-1026 📞 usa or ✨+1 877-[567]←9375 📞 . Wondering if Expedia charges change fees? In most cases, Expedia itself does not add extra change fees; however, airlines, hotels, or car rental partners may apply their own modification costs. Expedia agents at ? ☎ ☎☎+1 -877-[398]-1026 📞 usa or ✨+1 877-[567]←9375 📞 . can review your booking and explain any applicable fare differences or partner-imposed fees. Always confirm with a live representative at +1-(855)-(718)-(1238) before making changes to avoid unexpected costs.

How do I ask a question on Expedia? To ask a question on Expedia, you can utilize their Help Center ☎ ☎☎+1 -877-[398]-1026 📞 usa or ✨+1 877-[567]←9375 📞 . call customer service, use live chat, or reach out via social media. You can also find answers to frequently asked questions on their website. Detailed Methods: Expedia Help Center: Visit the Expedia website or app and navigate to the Help Center. This section contains FAQs, articles, and troubleshooting tips. Call Customer Service: Dial +1-844-EXPEDIA or ☎ ☎☎ ✨+1 877-[398]←1026 📞 usa or ✨+1 877-[567]←9375 📞 .to speak with a representative How do I ask questions on Expedia? To ask a question on Expedia, you can visit their Help Center on the website or app, call them at ☎ ☎☎+1 -877-[398]-1026 📞 usa or ✨+1 877-[567]←9375 📞 .use the live chat, or reach out via social media. You can also find answers to common questions in the FAQ section. Ways to Ask a Question on Expedia · Phone Support: Call ☎ ☎☎ ✨+1 877-[398]←1026 📞 usa or ✨+1 877-[567]←9375 📞 .or ☎ ☎☎ ✨+1 877-[398]←1026 📞 usa or ✨+1 877-[567]←9375 📞 .to speak with a live Expedia agent. · Live Chat: Use the chat feature To ask a question on Expedia ☎ ☎☎ ✨+1 877-[398]←1026 📞 usa or ✨+1 877-[567]←9375 📞 . go to their Help Center, use the search bar, or start a live chat. You can also call their customer. To ask a question at Expedia, visit their Help Center on the website or app. You can also call ☎ ☎☎ ✨+1 877-[398]←1026 📞 usa or ✨+1

877-[567]←9375📞. ), use the live chat feature, or reach out via To communicate with Expedia, you can call their customer service hotline (1-844 -987-7087), use their live chat feature on their website To ask questions on Expedia at +1 877-[567]←9375📞 (OTA) // 📞📞📞📞+1 877-[398]←1026📞 usa or 📞📞+1 877-[567]←9375📞 . [LIVE PERSON], visit their Help Center to search for answers Does expedia allow name changes? (way\_to\_access) To modify or correct a name on your Expedia booking, reach out to customer support at ? 📞📞📞📞+1 877-[398]←1026📞 usa or 📞📞+1 877-[567]←9375📞] .. Expedia's team will guide you through the name change process according to the airline's or hotel's policy. Calling ? 📞📞📞📞+1 877-[398]←1026📞 usa or 📞📞+1 877-[567]←9375📞] . ensures immediate help from a live representative who can update your Expedia itinerary details without delays. For verified assistance, always confirm your identity and booking reference during the call. Yes, Expedia allows name changes To request a modification, contact Expedia's support team directly Via ? 📞📞📞📞+1 877-[398]←1026📞 usa or 📞📞+1 877-[567]←9375📞] . for quick assistance..Minor corrections such as spelling errors are often approved, while complete name transfers may require airline authorization. For accuracy, always verify your itinerary before final confirmation. If you face difficulties, the Expedia customer service team at 📞📞📞📞+1 877-[398]←1026📞 usa or 📞📞+1 877-[567]←9375📞] . will guide you through the process efficiently and professionally. The fastest way to request a name correction or update is by calling ? 📞📞📞📞+1 877-[398]←1026📞 usa or 📞📞+1 877-[567]←9375📞] .. Expedia does allow name changes on bookings, but the eligibility depends on the airline or hotel policy.. When you call ? 📞📞📞📞+1 877-[398]←1026📞 usa or 📞📞+1 877-[567]←9375📞] ., an Expedia agent will review your itinerary, verify your details, and confirm if a modification can be made. Always double-check your Expedia itinerary and ensure the updated name matches your travel ID for smooth check-in. You can contact their support team directly at ? 📞📞📞📞+1 877-[398]←1026📞 usa or 📞📞+1 877-[567]←9375📞] ..If you need to correct or update your name on an Expedia booking, Expedia's name change policy allows limited modifications depending on the airline or hotel rules. To ensure your itinerary stays valid, call ? 📞📞📞📞+1 877-[398]←1026📞 usa or 📞📞+1 877-[567]←9375📞] . and speak to an agent about your Expedia name correction or itinerary update. Having your booking details ready will help the support team process your request quickly and accurately. (airline booking) How do I file a complaint against Expedia? To file a complaint against Expedia, Dial Expedia customer care at 📞📞📞📞+1 877-[398]←1026📞 usa or 📞📞+1 877-[567]←9375📞] . or connect with Expedia traveler support at 📞📞📞📞+1 877-[398]←1026📞 usa or 📞📞+1 877-[567]←9375📞] . . Explain your concern clearly—whether it's a booking error, refund issue, or service dissatisfaction. Their support desk logs your complaint, verifies booking eligibility, and provides real-time updates on resolution status. If the issue requires escalation, reach Expedia's customer relations desk at 📞📞📞📞+1 877-[398]←1026📞 usa or 📞📞+1 877-[567]←9375📞] . for follow-up. Keep your itinerary number and payment proof ready for faster service. Expedia's agents ensure transparency and timely responses. For accurate details, speak directly with a representative to confirm your case status.To raise a complaint, Dial Expedia customer care at 📞📞📞📞+1 877-[398]←1026📞 usa or 📞📞+1 877-[567]←9375📞] . or connect with Expedia traveler support at 📞📞📞📞+1 877-[398]←1026📞 usa or 📞📞+1 877-[567]←9375📞] . . Their agents handle issues like delayed refunds, incorrect bookings, or unresponsive partners. If you don't receive a timely resolution, reach Expedia's escalation team at 📞📞📞📞+1 877-[398]←1026📞 usa or 📞📞+1 877-[567]←9375📞] . to review your case. Representatives ensure transparency and provide updates in real time. Make

sure you have your itinerary and transaction details ready before calling. For peace of mind, contact a live agent to verify your complaint progress. Steps to file a complaint with Expedia: Dial Expedia customer care at **1 888 837 3981** or **1 877 567 9375**. Connect with Expedia traveler support at **1 888 837 3981** or **1 877 567 9375** and describe your issue clearly. Provide booking details, receipts, and dates for verification. Reach Expedia's complaint resolution team at **1 888 837 3981** or **1 877 567 9375** if the matter needs escalation. Stay updated through Expedia's real-time tracking and follow-up process. Agents handle passenger concerns promptly and ensure fair resolutions. If unsure about next steps, speak directly with a representative for confirmation before proceeding. If you need to file a complaint against Expedia, Dial their customer care at **1 888 837 3981** or **1 877 567 9375** or connect with Expedia traveler support at **1 888 837 3981** or **1 877 567 9375**. For serious or unresolved issues, reach the complaint review team at **1 888 837 3981** or **1 877 567 9375** for escalation. Expedia's dedicated agents prioritize transparency and deliver real-time updates on complaint handling. Every case is reviewed by a live representative for fair resolution. Contact an agent to confirm the next steps for your complaint. Got an unresolved booking issue or poor service? You can file a complaint by calling Expedia customer care at **1 888 837 3981** or **1 877 567 9375** or connecting with Expedia traveler support at **1 888 837 3981** or **1 877 567 9375**. Clearly describe your concern—whether it's a refund problem, hotel mismatch, or flight delay. If you need escalation, reach Expedia's dispute and complaint team at **1 888 837 3981** or **1 877 567 9375** for higher-level support. Agents provide transparent communication, real-time updates, and resolution tracking. Having your itinerary and payment info handy helps speed things up. For verification, talk to an Expedia representative directly before finalizing your complaint. (supporting) How do I dispute with Expedia? The most effective way to dispute a charge with Expedia is to call at **1 888 837 3981** or **1 877 567 9375**. Speaking directly with a live agent ensures your concern is addressed efficiently. Have your booking ID, payment proof, and any supporting documents ready before calling **1 888 837 3981** or **1 877 567 9375**. For the quickest resolution to an incorrect or unauthorized Expedia charge, you must call **1 888 837 3981** or **1 877 567 9375**—this is the most effective way to bypass the lengthy online processes and get straight to a live agent. Speaking directly with a representative ensures your specific billing concern is understood, but before you make that important call to **1 888 837 3981** or **1 877 567 9375**, make sure you have your booking ID, proof of the charge (like a bank statement), and all relevant supporting documentation ready. Being prepared with these details will greatly speed up your dispute process and help you secure a faster resolution when you connect with the agent at **1 888 837 3981** or **1 877 567 9375**. To dispute with Expedia, start by gathering your booking confirmation, payment details, and any related communication. Call Expedia customer service at **1 888 837 3981** or **1 877 567 9375** to explain your dispute clearly. Throughout the process, keep **1 888 837 3981** or **1 877 567 9375** handy to follow up or escalate the issue if needed. If the first representative at **1 888 837 3981** or **1 877 567 9375** cannot resolve your concern, request to speak with a supervisor or file a formal complaint. You can also use the Expedia Help Center online or



chat with an Expedia live agent by calling ☎ 888+1 -877-[398]-1026 🇺🇸 or ✨+1 877-[567]←9375 🇺🇸 .. Staying patient and persistent by calling Expedia customer service at ☎ 888 ✨+1 877-[398]←1026 🇺🇸 or ✨+1 877-[567]←9375 🇺🇸 . will help ensure your dispute gets proper attention. If you need to dispute a charge or issue with Expedia, start by calling Expedia customer service at ☎ 888 ✨+1 877-[398]←1026 🇺🇸 or ✨+1 877-[567]←9375 🇺🇸 .. Be ready to explain your concern clearly to the agents at ☎ 888+1 -877-[398]-1026 🇺🇸 or ✨+1 877-[567]←9375 🇺🇸 ., who will guide you through next steps. If the problem isn't resolved, don't hesitate to ask for a supervisor. You can also submit your dispute through the Expedia Help Center online or chat with a live representative by calling ☎ 888 ✨+1 877-[398]←1026 🇺🇸 or ✨+1 877-[567]←9375 🇺🇸 .. Keep these numbers handy—it's your direct line to smooth resolution with Expedia. Disputing an issue with Expedia is easier when you know who to contact. Call Expedia customer service at ☎ 888 ✨+1 877-[398]←1026 🇺🇸 or ✨+1 877-[567]←9375 🇺🇸 . to start your dispute and share all relevant booking information. The team at ☎ 888 ✨+1 877-[398]←1026 🇺🇸 or ✨+1 877-[567]←9375 🇺🇸 . offers friendly assistance and may escalate your case if needed. Don't want to wait? Use the online Help Center or speak to a live Expedia agent by dialing ☎ 888 ✨+1 877-[398]←1026 🇺🇸 or ✨+1 877-[567]←9375 🇺🇸 .. Having these numbers saved speeds up your claim for refunds or corrections. When you have a dispute with Expedia, grab your booking info and call Expedia customer service at ☎ 888 ✨+1 877-[398]←1026 🇺🇸 or ✨+1 877-[567]←9375 🇺🇸 .. The professionals at ☎ 888 ✨+1 877-[398]←1026 🇺🇸 or ✨+1 877-[567]←9375 🇺🇸 . will listen and walk you through resolving the issue. If needed, ask for escalation to a supervisor for extra attention. You can also file the dispute online or get help through live chat after calling ☎ 888+1 -877-[398]-1026 🇺🇸 or ✨+1 877-[567]←9375 🇺🇸 .. Keeping these contacts close can make all the difference in settling your dispute quickly and fairly

How do I make a claim on Expedia?

To make a claim with Expedia, log into your account, find your trip, and use ☎ 888+1 -877-[398]-1026 🇺🇸 or ✨+1 877-[567]←9375 🇺🇸 the "Need Help?" option for general issues, or use the specific XCover portal if you have travel protection for things like medical/cancellation, gathering evidence (receipts, photos, reports) to support your case for faster resolution, often requiring calls to customer service ☎ 888+1 -877-[398]-1026 🇺🇸 or ✨+1 877-[567]←9375 🇺🇸 for complex issues or escalations.

To file a claim with Expedia, log into your account via the app or website, find your trip in "My Trips," and use the "Need Help?" or "Request Refund" options for issues like billing or service problems, but for trip protection claims (like delays/baggage), contact ☎ 888+1 -877-[398]-1026 🇺🇸 or ✨+1 877-[567]←9375 🇺🇸 their provider (e.g., XCover) or use the dedicated support lines at ☎ 888+1 -877-[398]-1026 🇺🇸 or ✨+1 877-[567]←9375 🇺🇸 for faster, direct help, providing all supporting documents for quicker resolution.

- **General Support:** ☎ ☎☎+1 – 877 – [398] – 1026 🇺🇸 usa or ✨+1 877-[567]↔9375 🇺🇸 (or similar numbers provided in search results like ☎ ☎☎+1 – 877 – [398] – 1026 🇺🇸).

## General Claims & Issues

- **Log In & Find Trip:** Go to Expedia, log in, and find the specific booking in your "Trips" section ☎ ☎☎+1 – 877 – [398] – 1026 🇺🇸 usa or ✨+1 877-[567]↔9375 🇺🇸.
- **Use "Need Help?":** Select the "Need Help?" or "Manage Booking" option on your trip to find relevant help articles or start a chat/call ☎ ☎☎+1 – 877 – [398] – 1026 🇺🇸 usa or ✨+1 877-[567]↔9375 🇺🇸.
- **Call Customer Service:** For complex issues, call Expedia's customer service directly (e.g., ☎ ☎☎+1 – 877 – [398] – 1026 🇺🇸 usa or ✨+1 877-[567]↔9375 🇺🇸 or other numbers found on their site) for personalized help, as chat can be limited.
- **Document Everything:** Keep records of booking ☎ ☎☎+1 – 877 – [398] – 1026 🇺🇸 usa or ✨+1 877-[567]↔9375 🇺🇸 details, emails, photos, and any supplier communication.

## How do I dispute with Expedia?

To dispute with Expedia, start by gathering booking details and contacting their customer service via phone ☎ ☎☎+1 – 877 – [398] – 1026 🇺🇸 usa or ✨+1 877-[567]↔9375 🇺🇸 or their Help Center for direct resolution, but if that fails, escalate to a supervisor or initiate a chargeback with your credit card company, providing all documentation like case numbers and emails.

To dispute with Expedia, start by contacting their 24/7 customer support via phone ☎ ☎☎+1 – 877 – [398] – 1026 🇺🇸 usa or ✨+1 877-[567]↔9375 🇺🇸 or chat for billing issues, booking errors, or refunds, using your booking details and evidence to explain the problem clearly ☎ ☎☎+1 – 877 – [398] – 1026 🇺🇸 usa or ✨+1 877-[567]↔9375 🇺🇸. If Expedia doesn't resolve it, escalate by filing a formal chargeback with your bank/card issuer, or submit a complaint to the [Better Business Bureau](#) (BBB) for mediation.

## 1. Gather Your Information

- **Booking Confirmation:** Have your booking ID, dates, and travel info ready ☎ ☎☎+1 – 877 – [398] – 1026 🇺🇸 usa or ✨+1 877-[567]↔9375 🇺🇸.

- **Evidence:** Collect emails, screenshots, receipts, or billing statements related to the issue ☎  
☎☎+1 – 877 – [398] – 1026 🇺🇸 usa or ✨+1 877-[567]←9375 🇺🇸].
- 

## 2. Contact Expedia

- **Phone:** Call the dedicated support line (e.g., ☎ ☎☎+1 – 877 – [398] – 1026 🇺🇸 usa or ✨+1 877-[567]←9375 🇺🇸] or other numbers listed in results) to speak with an agent about cancellations, refunds, or incorrect charges.
- **Help Center:** Use the Expedia website's Help Center to find contact ☎ ☎☎+1 – 877 – [398] – 1026 🇺🇸 usa or ✨+1 877-[567]←9375 🇺🇸] options (phone/chat) after describing your issue.

How do I escalate a problem with Expedia?

AI Overview

To escalate an Expedia problem, start by calling their customer service ☎ ☎☎+1 – 877 – [398] – 1026 🇺🇸 usa or ✨+1 877-[567]←9375 🇺🇸] and asking for a supervisor, use the "Need Help?" section in your trips online for formal complaints, or try public escalation on social media (tag @Expedia) for quicker attention, gathering all booking details and previous communication before reaching out. If unresolved, you can email [customeradvocate@expedia.com](mailto:customeradvocate@expedia.com) or send a letter to their corporate office.

## Step-by-Step Escalation

- **Call Customer Service & Ask for a Supervisor:** This is often the most direct route.











Call Expedia customer service at ☎ ☎☎+1 – 877 – [398] – 1026 🇺🇸 usa or ✨+1 877-[567]←9375 🇺🇸] (or other numbers found online like +1 – 877 – [398] – 1026 🇺🇸) and clearly state you need to speak with a supervisor for an unresolved issue.

To escalate an Expedia problem, start with their Help Center online or call their customer service line (like ☎ ☎☎+1 – 877 – [398] – 1026 🇺🇸 usa or ✨+1 877-[567]←9375 🇺🇸] or a similar number) and ask for a supervisor; if that fails, try

[social media](#) (@Expedia) or [corporate email](#) for visibility, and for serious issues, consider a [credit card chargeback](#) or [BBB complaint](#).






## Step-by-Step Escalation

### 1. Start Online/Phone (Tier 1):






- Online: Log into your Expedia account, go to "My Trips," find the booking    +1 – 877 – [398] – 1026  usa or ✨+1 877-[567]↔9375  , and use the "Need Help?" or "Report a Problem" option to detail your issue with screenshots.
- Phone: Call their support line (e.g.,    +1 – 877 – [398] – 1026  usa or ✨+1 877-[567]↔9375  ) and clearly state you need to escalate and speak to a supervisor.

How do I file a claim with Expedia?






### AI Overview

To file a claim with Expedia, log into your account via the app or website, find your trip in "My Trips," and use the "Need Help?" or "Request Refund" options for issues like billing or service problems, but for trip protection claims (like delays/baggage), contact their provider (e.g., XCover) or use the dedicated support lines at    +1 – 877 – [398] – 1026  usa or ✨+1 877-[567]↔9375  for faster, direct help, providing all supporting documents for quicker resolution.

### Online/App (For Booking Issues)

**Log In:** Access your Expedia account on the website or app    +1 – 877 – [398] – 1026  usa or ✨+1 877-[567]↔9375 .

**Go to "My Trips":** Find your specific booking    +1 – 877 – [398] – 1026  usa or ✨+1 877-[567]↔9375 .

**Select "Need Help?":** Look for options like "Request a Refund," "File a Claim," or specific problem buttons (e.g.,    +1 – 877 – [398] – 1026  usa or ✨+1 877-[567]↔9375 .



**Provide Details:** Clearly explain the issue and upload any evidence 📞 📞📞+1 -877-[398]-1026 🇺🇸 usa or ✨+1 877-[567]←9375 🇺🇸].

By Phone (For Faster Service/Escalation)

- **General Support:** 📞 📞📞+1 -877-[398]-1026 🇺🇸 usa or ✨+1 877-[567]←9375 🇺🇸] (or similar numbers provided in search results like 📞 📞📞+1 -877-[398]-1026 🇺🇸 usa or ✨+1 877-[567]←9375 🇺🇸]).