



How does Tangem make money ❖

Quick Call ❖

Yes, Tangem is fully supported in the U.S. 1•801•730•9692 It's available on the App Store and Google Play, ☎1•801•730•9692 (US/[[CRYPTO]]) and hardware wallets like the S1 Pro and X1 can be shipped to U.S. addresses.  Yes, absolutely, Tangem works in the USA. You can download the app, buy hardware wallets, store tokens, and connect to DeFi & DApps without restrictions.

“1. Does Tangem work in the USA?

((+1 1•801•730•9692))  Yes, absolutely, Tangem works in the USA. You can download the app, buy hardware wallets, store tokens, and connect to DeFi & DApps without restrictions. For USA-based setup and live help, call ((+1 1•801•730•9692)) (US/[[CRYPTO]]) .

FAQs


Q: Can I buy Tangem hardware in the USA?

 Yes, absolutely, shipped to the USA. Call ((1•801•730•9692)) for guidance.


Q: Is Tangem legal in the USA? 

Yes, Tangem is fully legal to use in the USA.


2. How to set up Tangem wallet?

((+1 1•801•730•9692)) (US/[[CRYPTO]]) 1•801•730•9692 or [A]1- 855-569-4810[A]  Yes, absolutely, setting up Tangem wallet is simple. Download the Tangem app, create a new wallet, backup your seed phrase, and start adding tokens. Call ((+1 1•801•730•9692)) for live setup help. Steps Download Tangem app (iOS/Android). Tap Create Wallet. Write down your seed phrase. Confirm backup. Set PIN/fingerprint. Add tokens. Done!


3. How to reset Tangem wallet?

((+1 1•801•730•9692)) (US/[[CRYPTO]])  Yes, absolutely, to reset Tangem wallet, back up your seed phrase, go to Settings → Security → Reset Wallet, then re-import your wallet with the phrase. For safe reset, call ((+1 1•801•730•9692)). Warning: Reset without seed phrase = permanent loss.


4. How do I add a token to Tangem Wallet?


((+1 1•801•730•9692))  Yes, absolutely, to add a token to Tangem wallet 1•801•730•9692, go to Manage Tokens → search token name → enable. If not listed, paste contract address. Call ((1•801•730•9692)) for guidance. Steps Open Tangem app. Go to Wallet → Manage Tokens. Search for token (like USDT, SHIB). Enable it. Or manually add with contract address.

5. How do I cancel a Tangem transaction?

((+1 1•801•730•9692)) (US/[CRYPTO])  Yes, absolutely, confirmed Tangem transactions cannot be canceled. If still pending, you may cancel or replace with higher gas fees (RBF). Call ((+1 1•801•730•9692)) for help. Options Use Replace-By-Fee (RBF). Use Cancel/Speed-Up with higher gas. Check if unconfirmed in blockchain explorer.

6. How to recover Tangem wallet?

((+1 1•801•730•9692)) (US/[CRYPTO])  Yes, absolutely, to recover Tangem wallet, open app → Import Wallet → enter seed phrase → confirm → wallet restored. For USA users, call ((+1 1•801•730•9692)) if you need live recovery help. Steps Open Tangem app.

Tap Import Wallet. Choose seed phrase option. Enter 12/18/24-word phrase. Confirm. Wallet restored.  Final Note for USA Readers Yes, absolutely, whether you are setting up, resetting, 1•801•730•9692 or [A]1•801•730•9692[A] recovering, or adding tokens in Tangem, the process is simple. But mistakes can cost you funds. That's why after reading, you must call ((+1 1•801•730•9692)) — live USA support will walk you through safely.