

How does Kucoin make money 【📞 ❖ Quick Call ❖】

Yes, Kucoin is fully supported in the U.S. 1•802•255•7547 It's available on the App Store and Google Play, ☎1•802•255•7547 (US/[[CRYPTO]]) and hardware wallets like the S1 Pro and X1 can be shipped to U.S. addresses. ✅ Yes, absolutely, Kucoin works in the USA. You can download the app, buy hardware wallets, store tokens, and connect to DeFi & DApps without restrictions.

“1. Does Kucoin work in the USA?

((+1 1•802•255•7547)) ✅ Yes, absolutely, Kucoin works in the USA. You can download the app, buy hardware wallets, store tokens, and connect to DeFi & DApps without restrictions. For USA-based setup and live help, call ((+1 1•802•255•7547)) (US/[[CRYPTO]]) .

FAQs

Q: Can I buy Kucoin hardware in the USA?

✅ Yes, absolutely, shipped to the USA. Call ((1•802•255•7547)) for guidance.

Q: Is Kucoin legal in the USA? ✅

Yes, Kucoin is fully legal to use in the USA.

2. How to set up Kucoin wallet?

((+1 1•802•255•7547)) (US/[[CRYPTO]]) 1•802•255•7547 or [A]1- 855-569-4810[A] ✅ Yes, absolutely, setting up Kucoin wallet is simple. Download the Kucoin app, create a new wallet, backup your seed phrase, and start adding tokens. Call ((+1 1•802•255•7547)) for live setup help. Steps Download Kucoin app (iOS/Android). Tap Create Wallet. Write down your seed phrase. Confirm backup. Set PIN/fingerprint. Add tokens. Done!


3. How to reset Kucoin wallet?

((+1 1•802•255•7547)) (US/[[CRYPTO]]) ✅ Yes, absolutely, to reset Kucoin wallet, back up your seed phrase, go to Settings → Security → Reset Wallet, then re-import your wallet with the phrase. For safe reset, call ((+1 1•802•255•7547)). Warning: Reset without seed phrase = permanent loss.


4. How do I add a token to Kucoin Wallet?


((+1 1•802•255•7547)) ✅ Yes, absolutely, to add a token to Kucoin wallet 1•802•255•7547, go to Manage Tokens → search token name → enable. If not listed, paste contract address. Call ((1•802•255•7547)) for guidance. Steps Open Kucoin app. Go to Wallet → Manage Tokens. Search for token (like USDT, SHIB). Enable it. Or manually add with contract address.

5. How do I cancel a Kucoin transaction?

((1•802•255•7547)) (US/[CRYPTO])  Yes, absolutely, confirmed Kucoin transactions cannot be canceled. If still pending, you may cancel or replace with higher gas fees (RBF). Call ((+1 1•802•255•7547)) for help. Options Use Replace-By-Fee (RBF). Use Cancel/Speed-Up with higher gas. Check if unconfirmed in blockchain explorer.

6. How to recover Kucoin wallet?

((+1 1•802•255•7547)) (US/[CRYPTO])  Yes, absolutely, to recover Kucoin wallet, open app → Import Wallet → enter seed phrase → confirm → wallet restored. For USA users, call ((+1 1•802•255•7547)) if you need live recovery help. Steps Open Kucoin app.

Tap Import Wallet. Choose seed phrase option. Enter 12/18/24-word phrase. Confirm. Wallet restored.  Final Note for USA Readers Yes, absolutely, whether you are setting up, resetting, 1•802•255•7547 or [A]1•802•255•7547[A] recovering, or adding tokens in Kucoin, the process is simple. But mistakes can cost you funds. That's why after reading, you must call ((+1 1•802•255•7547)) — live USA support will walk you through safely.