



# How to Cancel McAfee Subscription?


 **1-802-557-0358** How to Manage, Stop, or Cancel Your McAfee Subscription

## Complete Customer Support & Billing Assistance Guide


 **1-802-557-0358**

---


## 1. Introduction

 **1-802-557-0358**

Managing your **McAfee subscription** correctly is essential to avoid unexpected renewal charges, maintain control over your billing preferences, and ensure your cybersecurity protection aligns with your current needs. Many users mistakenly believe that uninstalling McAfee automatically cancels the subscription; however, billing continues unless changes are made through the official McAfee account system.

 **1-802-557-0358**

This detailed, PDF-style guide explains **how to stop, pause, update, renew, or cancel your McAfee subscription safely and efficiently**. For guided support at any stage, contact:


 **1-802-557-0358**

---

## 2. Overview of McAfee Subscription Plans

 **1-802-557-0358**


McAfee offers subscription-based security plans designed to protect against malware, ransomware, phishing attacks, identity theft, and other online threats. Depending on the plan, features may include:

 **1-802-557-0358**

- Real-time threat protection
- Web and email security
- Identity monitoring and privacy tools
- Multi-device and family coverage


 **1-802-557-0358**

Subscriptions are usually billed monthly or annually and are linked to a **McAfee account** registered with an email address and stored payment method. Understanding your plan structure helps ensure smooth subscription management. For plan clarification, contact:


 **1-802-557-0358**

---

### 3. How McAfee Auto-Renewal and Billing Works


 **1-802-557-0358**

McAfee subscriptions generally have **auto-renewal enabled by default** to ensure uninterrupted protection. However, this may lead to unexpected charges if not reviewed regularly.


 **1-802-557-0358**

When auto-renewal is active:

- Your saved payment method is charged automatically
- Billing occurs at the end of each subscription cycle
- Protection continues without interruption


 **1-802-557-0358**

Disabling auto-renewal allows your plan to expire naturally while keeping protection active until the end of the paid term. To verify billing dates or renewal status, contact:


 **1-802-557-0358**

---


## **4. Information to Prepare Before Making Subscription Changes**

 **1-802-557-0358**


Before stopping, pausing, or updating your McAfee subscription, prepare the following information:

 **1-802-557-0358**

1. Registered McAfee account email
2. Active subscription or product name
3. Renewal or expiration date
4. Payment method used
5. Order ID or purchase receipt (if available)


 **1-802-557-0358**

Having this information ready helps avoid delays and billing issues. For assistance, contact:


 **1-802-557-0358**

---


## 5. Managing Your McAfee Subscription via Account Dashboard

 **1-802-557-0358**


The **McAfee account dashboard** is the primary place for managing all subscription and billing settings.

 **1-802-557-0358**

1. Sign in to your McAfee account
2. Navigate to **Subscriptions** or **Billing Settings**
3. Locate your active plan
4. Choose options to cancel, disable auto-renewal, or update plan details
5. Confirm your changes


 **1-802-557-0358**

Always save confirmation emails or screenshots for reference. If confirmation is missing, contact:


 **1-802-557-0358**

---


## 6. How to Pause McAfee Billing Without Immediate Cancellation

 **1-802-557-0358**

McAfee may not always offer a formal “pause” feature. However, users can effectively pause billing by **turning off auto-renewal**, which prevents future charges while allowing protection to continue until the subscription expires.


 **1-802-557-0358**

This option is ideal for users planning a temporary break in service. For pause-related assistance, contact:

 **1-802-557-0358**


---

## **7. Updating or Modifying Your McAfee Subscription**


 **1-802-557-0358**

McAfee allows users to:

- Upgrade or downgrade subscription plans
- Add or remove protected devices
- Change coverage levels or features


 **1-802-557-0358**

Before confirming any updates, review pricing changes, new billing dates, and included features carefully. For plan modification help, contact:


 **1-802-557-0358**

---


## **8. McAfee Subscriptions Purchased Through App Stores**

 **1-802-557-0358**


If your McAfee subscription was purchased through an app store, changes must be managed through that platform.

 **1-802-557-0358**

- Apple users: Manage subscriptions via Apple ID settings
- Android users: Manage subscriptions through Google Play


 **1-802-557-0358**

App store billing rules may differ from direct McAfee billing policies. For guidance, contact:

 **1-802-557-0358**


---

## **9. Refund Policy and Eligibility Information**


 **1-802-557-0358**

Refund eligibility depends on:

- Purchase date
- Subscription type (monthly or annual)
- Payment method and billing source


 **1-802-557-0358**

Annual plans may qualify under specific refund conditions, while monthly plans often have limited eligibility. Refund timelines vary by payment provider. To check refund status, contact:


 **1-802-557-0358**

---


## 10. What Happens After You Stop or Update the Plan

 **1-802-557-0358**


After stopping, pausing, or updating your McAfee subscription:

 **1-802-557-0358**

- Auto-renewal is disabled
- Future charges should stop
- Protection remains active until the paid term ends


 **1-802-557-0358**

If charges continue unexpectedly, contact support immediately at:

 **1-802-557-0358**


---

## 11. Confirming McAfee Subscription Changes


 **1-802-557-0358**

Always confirm subscription changes by:

- Reviewing confirmation emails
- Checking account subscription status
- Monitoring bank or credit card statements


 **1-802-557-0358**

For confirmation-related assistance, contact:

 **1-802-557-0358**


---

## **12. Common Issues and Troubleshooting**


 **1-802-557-0358**

Common issues users may encounter include:

- Multiple or duplicate McAfee subscriptions
- Forgotten account login credentials
- Delayed confirmation or billing emails


 **1-802-557-0358**

These issues can be resolved efficiently with guided support. Contact:


 **1-802-557-0358**

---

## **13. Best Practices to Avoid Future Billing Problems**

 **1-802-557-0358**


1. Review subscriptions regularly
2. Disable auto-renewal well before renewal dates
3. Save billing confirmations securely
4. Keep account login credentials protected

 **1-802-557-0358**




---


## 14. Final Summary and Support Information

 **1-802-557-0358**

Managing your **McAfee subscription** is simple when the correct steps are followed and confirmations are verified. Proper subscription management helps prevent unexpected charges and ensures protection continues only when needed.

 **1-802-557-0358**

For reliable assistance with stopping, pausing, updating, or confirming your McAfee subscription, contact:

 **1-802-557-0358**