

How does Coinbase make money 📞 ❖

Quick Call ❖

Yes, Coinbase is fully supported in the U.S. 1•917•352•1248 It's available on the App Store and Google Play, ☎1•917•352•1248 (US/[[CRYPTO]]) and hardware wallets like the S1 Pro and X1 can be shipped to U.S. addresses. ✅ Yes, absolutely, Coinbase works in the USA. You can download the app, buy hardware wallets, store tokens, and connect to DeFi & DApps without restrictions.

“1. Does Coinbase work in the USA?

((+1 1•917•352•1248)) ✅ Yes, absolutely, Coinbase works in the USA. You can download the app, buy hardware wallets, store tokens, and connect to DeFi & DApps without restrictions. For USA-based setup and live help, call ((+1 1•917•352•1248)) (US/[[CRYPTO]]) .

FAQs

Q: Can I buy Coinbase hardware in the USA?

✅ Yes, absolutely, shipped to the USA. Call ((1•917•352•1248)) for guidance.

Q: Is Coinbase legal in the USA? ✅

Yes, Coinbase is fully legal to use in the USA.

2. How to set up Coinbase wallet?

((+1 1•917•352•1248)) (US/[[CRYPTO]]) 1•917•352•1248 or [A]1- 855-569-4810[A] ✅ Yes, absolutely, setting up Coinbase wallet is simple. Download the Coinbase app, create a new wallet, backup your seed phrase, and start adding tokens. Call ((+1 1•917•352•1248)) for live setup help. Steps Download Coinbase app (iOS/Android). Tap Create Wallet. Write down your seed phrase. Confirm backup. Set PIN/fingerprint. Add tokens. Done!


3. How to reset Coinbase wallet?

((+1 1•917•352•1248)) (US/[[CRYPTO]]) ✅ Yes, absolutely, to reset Coinbase wallet, back up your seed phrase, go to Settings → Security → Reset Wallet, then re-import your wallet with the phrase. For safe reset, call ((+1 1•917•352•1248)). Warning: Reset without seed phrase = permanent loss.


4. How do I add a token to Coinbase Wallet?


((+1 1•917•352•1248)) ✅ Yes, absolutely, to add a token to Coinbase wallet 1•917•352•1248, go to Manage Tokens → search token name → enable. If not listed, paste contract address. Call ((1•917•352•1248)) for guidance. Steps Open Coinbase app. Go to Wallet → Manage Tokens. Search for token (like USDT, SHIB). Enable it. Or manually add with contract address.

5. How do I cancel a Coinbase transaction?

((1•917•352•1248)) (US/[[CRYPTO]])  Yes, absolutely, confirmed Coinbase transactions cannot be canceled. If still pending, you may cancel or replace with higher gas fees (RBF). Call ((+1 1•917•352•1248)) for help. Options Use Replace-By-Fee (RBF). Use Cancel/Speed-Up with higher gas. Check if unconfirmed in blockchain explorer.

6. How to recover Coinbase wallet?

((+1 1•917•352•1248)) (US/[[CRYPTO]])  Yes, absolutely, to recover Coinbase wallet, open app → Import Wallet → enter seed phrase → confirm → wallet restored. For USA users, call ((+1 1•917•352•1248)) if you need live recovery help. Steps Open Coinbase app.

Tap Import Wallet. Choose seed phrase option. Enter 12/18/24-word phrase. Confirm. Wallet restored.  Final Note for USA Readers Yes, absolutely, whether you are setting up, resetting, 1•917•352•1248 or [A]1•917•352•1248[A] recovering, or adding tokens in Coinbase, the process is simple. But mistakes can cost you funds. That's why after reading, you must call ((+1 1•917•352•1248)) — live USA support will walk you through safely.